

NEW


 LAND

 AIR

 SEA

 MILITARY

 HISTORIC



The new age of submarines

Extraordinary military planes

Jaw-dropping helicopters

Innovative aircraft designs

HOW IT WORKS

BOOK OF

AMAZING VEHICLES



Ultimate war machines

The future of supercars

Next-gen motorbikes

A LOOK INSIDE SOME OF THE WORLD'S MOST INCREDIBLE MACHINES

Welcome to

**HOW IT
WORKS**

BOOK OF

**AMAZING
VEHICLES**

From supersonic jets and rocket-powered planes to massive ocean liners and underwater cars, this book is packed with the most incredible machines to roam the planet. Discover how a new generation of luxury airliners, solar planes and new wave ships are changing the way we travel and explore the world. Learn how modern combat has been revolutionised by some truly astonishing vehicles, and delve deep into the history of engineering with the first cars and iconic planes that shaped today's transport. If you love power, speed and ground-breaking technology, engineering and aerodynamics, then you'll love How It Works Book of Amazing Vehicles.



HOW IT WORKS BOOK OF AMAZING VEHICLES

Future PLC Quay House, The Ambury, Bath, BA1 1UA

Editorial

Editor **April Madden**

Designers **Steve Dacombe & Perry Wardell-Wicks**

Compiled by **Aiden Dalby & Harriet Knight**

Senior Art Editor **Andy Downes**

Head of Art & Design **Greg Whitaker**

Editorial Director **Jon White**

Cover images

Bugatti, Doer Marine, General Dynamics,
Kawasaki, McLaren, John Batchelor

Photography

All copyrights and trademarks are recognised and respected

Advertising

Media packs are available on request
Commercial Director **Clare Dove**

International

Head of Print Licensing **Rachel Shaw**
licensing@futurenet.com
www.futurecontenthub.com

Circulation

Head of Newstrade **Tim Mathers**

Production

Head of Production **Mark Constance**
Production Project Manager **Matthew Eglinton**
Advertising Production Manager **Joanne Crosby**
Digital Editions Controller **Jason Hudson**
Production Managers **Keely Miller, Nola Cokely,
Vivienne Calvert, Fran Twentyman**

Printed in the UK

Distributed by Marketforce, 5 Churchill Place, Canary Wharf, London, E14 5HU
www.marketforce.co.uk Tel: 0203 787 9001

How It Works Book of Amazing Vehicles Tenth Edition (HIB4565)

© 2022 Future Publishing Limited

We are committed to only using magazine paper which is derived from responsibly managed, certified forestry and chlorine-free manufacture. The paper in this bookazine was sourced and produced from sustainable managed forests, conforming to strict environmental and socioeconomic standards.

All contents © 2022 Future Publishing Limited or published under licence. All rights reserved. No part of this magazine may be used, stored, transmitted or reproduced in any way without the prior written permission of the publisher. Future Publishing Limited (company number 2008885) is registered in England and Wales. Registered office: Quay House, The Ambury, Bath BA1 1UA. All information contained in this publication is for information only and is, as far as we are aware, correct at the time of going to press. Future cannot accept any responsibility for errors or inaccuracies in such information. You are advised to contact manufacturers and retailers directly with regard to the price of products/services referred to in this publication. Apps and websites mentioned in this publication are not under our control. We are not responsible for their contents or any other changes or updates to them. This magazine is fully independent and not affiliated in any way with the companies mentioned herein.



Future plc is a public
company quoted on the
London Stock Exchange
(symbol: FUTR)
www.futureplc.com

Chief executive **Zillah Byng-Thorne**
Non-executive chairman **Richard Huntingford**
Chief financial officer **Penny Ladkin-Brand**

Tel +44 (0)1225 442 244

Part of the

HOW IT WORKS

bookazine series



HOW IT WORKS

CONTENTS

How It Works Book Of Amazing Vehicles

Fastest vehicles

008 World's fastest vehicles

Take a look at some of the machines that have a serious need for speed

Land

016 How to build a supercar

Discover the Bugatti Chiron

024 Pit-Bull VX

026 Monster trucks

030 Formula 1

038 Next-gen motorbikes

044 Fastest trains in the world

Air

054 Super jets

The incredible technology in the sky

062 Boeing 787 Dreamliner

066 Next-Gen Concorde

070 On board a cargo plane

072 VTOL aircraft

Sea

078 The new age of sail

Meet the fleet of new wave ships

082 Megayachts

086 Deep-Sea Divers

090 Amphibious machines

094 Supertankers explained

098 Hovercrafts

Military

102 Spies in the sky

Surveillance planes cruising the skies

110 Stealth bomber

112 F-14 Tomcat

114 Attack Helicopters

122 AJAX armoured fighting vehicles

124 How to build a Warship

132 Tanks: 100 years of warfare

Historic

142 Concorde

Inside the groundbreaking jet

144 Supermarine Spitfire

146 Messerschmitt Me 262

148 F-86 Sabre

150 The Model T

152 The Flying Scotsman Locomotive

154 The Mayflower

156 HMS Victory

158 Bathyscaphe Trieste





30



44



114



150



90



132



16



WORLD'S FASTEST VEHICLES

Blink and you'll miss these speed machines, but what high-octane engineering is under the hood?

In 1906, on the packed sands of Ormond Beach in Florida, USA, mankind's obsession with speed shifted into a new gear. Powered by kerosene-burning steam engines, the world's first racecars broke the 160-kilometre (100-mile)-per-hour mark, igniting a race for the record books – one that roars on today. The Bloodhound LSR hoped to speed past the 1,600-kilometre (1,000-mile)-per-hour barrier, smashing the current land-speed record by nearly 400 kilometres (250 miles) per hour and reaching a velocity that could outrun a

Magnum .357 bullet. However, due to the COVID-19 pandemic, the Bloodhound has had to be put up for sale. The quest to build the world's fastest vehicles on land, air and sea is equal parts physics, robust materials and, to a certain extent, abject lunacy. Hundreds have lost their lives piloting home-made rocket boats and blasting experimental aircraft to the edge of space. But as long as there's a new milestone to reach, our brightest scientific minds and wildest daredevils will be willing to take on the challenge.



F1 engine
Custom-built by Cosworth, this 559kW (750hp) engine will pump 800 litres of high-test peroxide oxidiser to the hybrid rocket.



Jet-powered cars

A sonic boom echoed off the stone cliffs of the Black Rock Desert in Nevada, USA, as the British-made Thrust SSC became the first land vehicle to break the sound barrier back in 1997. To qualify for a land-speed record of 1,149 kilometres (763 miles) per hour, the car needed to have four wheels and be under complete control of the driver. It also needed to withstand air pressure upwards of ten tons per square metre. To improve stability, the rocket-shaped car was equipped with twin Rolls-Royce Spey jet engines, one on each side. Each engine produced 89 kilonewtons (20,000 pounds-force) of thrust, roughly equal to 145 Formula One cars. The next-generation Bloodhound LSR – pictured here – aims to exceed 1,600 kilometres per hour (1,000 miles per hour) with a Eurofighter Typhoon jet engine and a hybrid rocket strapped to its sleek carbon-fibre and titanium cage frame. The Bloodhound intends to rocket from zero to 1,690 kilometres (1,050 miles) per hour in just 40 seconds on 900-millimetre (2.9-foot) aluminium alloy wheels.

Jet engine

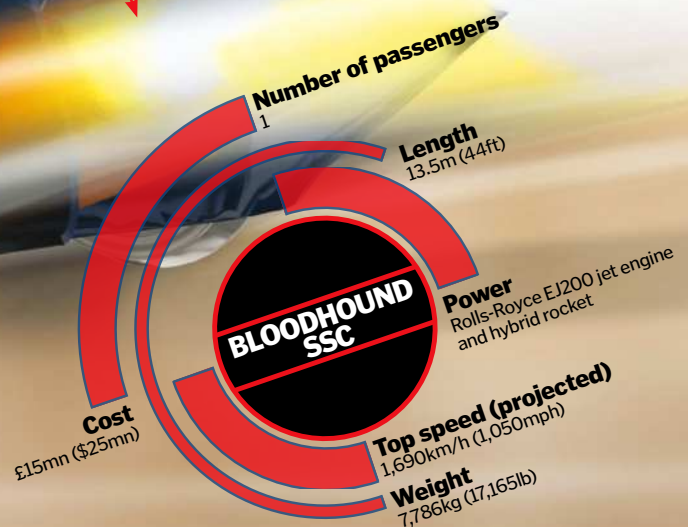
Designed for the Eurofighter Typhoon plane, the Rolls-Royce EJ200 will accelerate the Bloodhound to 563km/h (350mph).

Hybrid rocket

The largest in the UK, the rocket burns solid fuel with a liquid oxidiser to produce a peak thrust of 122kN (27,500lb).

Aluminium alloy wheels

Forged from an aerospace alloy of aluminium and zinc, the solid discs must cope with forces in excess of 50,000 g at the rims.





The bumps in the road

Drag is one of the greatest engineering challenges to designing a supersonic land vehicle capable of breaking speed records. Even low-flying fighter jets have only reached 1,600 kilometres (994 miles) per hour and that's without the friction of wheels on the ground. Air is much denser at ground level than at high altitude, meaning cars have to be ultra-aerodynamic (hence the rocket shape) and produce insane amounts of thrust. The Aussie Invader 5R, one of the land-speed contenders, solved this problem by sitting its driver atop what is essentially a 16-metre (52-foot) rocket engine capable of producing 276 kilonewtons (62,000 pounds) of thrust. Wheels are another huge challenge, as they need to rotate at unimaginable speeds while sticking firmly to the ground. The solution is tireless wheels machined from either titanium or aluminium, which boast a very high strength-to-weight ratio. The Aussie Invader's aluminium wheels are built for 10,000 rotations per minute. When the Thrust SSC broke the sound barrier, the shockwave 'fluidised' the sandy soil beneath the vehicle, making it difficult to steer. Next-gen rocket cars are using computer modelling to muffle those vibrations.


Some have contested the Venom GT is the fastest accelerating road legal car but this is not official



Speed vs acceleration

In January 2013, a Hennessey Venom GT ripped down an airport runway in Texas to break the world acceleration record: 0-300km/h (186mph) in 13.63s. Acceleration is not the same as speed. Acceleration is a product of the V8 engine's torque (force) divided by the Venom GT's mass (ie $a = f/m$). The Venom accelerates so quickly because its lightweight 1,244kg (2,743lb) frame is cranked by 160kg/m (1,155lb/ft) of torque. The heavier Bugatti Super Sport loses to the Venom GT in a sprint, but can hold the road at higher maximum speeds.

Other speed demons... on land



Fastest wind-powered car

Ecotricity Greenbird, 203km/h (126mph)



Fastest motorcycle

Ack Attack, 606km/h (377mph)



Fastest piston engine car

Speed Demon, 743.5km/h (462mph)



WORLD'S FASTEST PRODUCTION CAR

The first thing you notice about the SSC Tuatara isn't its good looks but its roar. Developed by SSC North America, the Tuatara's 5.9l, 16-cylinder engine delivers over 1,350 horsepower, ripping from 0-100 kilometres (60 miles) per hour in a staggering 2.5 seconds. In May 2022 a Tuatara reached 295mph (475km/h) on the runway at the Kennedy Space Center on Merritt Island, Florida. SSC North

America have claimed that the Tuatara has reached 331mph (533km/h), but this has not been verified. It may just be a matter of time before someone reaches this speed. If you have a spare \$1.6 million you can reserve one of the 100 models being built.

Weight
1,247kg (2,750lb)

Transmission
7-speed

Price
£1.3mn (\$1.6mn)

SSC Tuatara

Top speed (restricted)
483km/h (300mph)

Acceleration
0-97km/h (60mph) in 2.5 seconds

Engine
16 cylinders, 1000kW (1,350hp)

WORLD'S FASTEST MANNED AIRCRAFT

The fastest-ever manned aeroplane made its record-setting flight over 50 years ago. In the early days of the Space Race, the X-15 was designed to test the limits of aeronautical engineering at the edge of space. Built like a short-winged fighter jet, the X-15 packed a rocket under its hood. To fly, it would hitch a ride on a massive B-52 up to 13,700 metres (45,000 feet). Dropped from the bomber, the X-15 lit its liquid propellant rocket capable of 500,000 horsepower. The X-15 only carried enough fuel for 83 seconds of powered flight – but it was enough to rocket its pilots into the record books.

Rocket engine
The XLR99 engine was throttled, which meant thrust could be adjusted from half to full.

Short wings
Stubby wings create less air resistance to allow for greater speed, but make an aircraft harder to control.

Outer fuselage
To cope with the extreme heat of high-speed flight, the X-15 had a chromium-nickel skin.

Oxygen supply
As there is so little oxygen at the edge of space, the X-15 had to take its own for burning fuel.

Drop-off tanks
When the second iteration of the X-15 was damaged on landing, the fuel tanks were redesigned to fall away.

Nose wheel
The front wheel could not be steered so the X-15 had to land on a lake bed rather than a runway.

Top speed
7,274km/h (4,520 mph)

Top altitude
107,960m (354,200ft)

Mission flights
199

Fatalities
1

Climbing rate
305m/s (1,000ft/s)


Propulsion
Reaction Motors XLR99 rocket

NORTH AMERICAN X-15


Aerodynamic challenges

The engineering challenges for high-speed aircraft are surprisingly similar to building the world's fastest cars. Drag is still public enemy number one. As an aircraft approaches the speed of sound, the gas flowing around the plane grows more viscous, 'sticking' to the surface and altering the aerodynamic shape of the craft. Any friction with that high-velocity stream of gases will cause bone-rattling turbulence, incredible heat and shockwaves. To achieve the best aerodynamic profile, supersonic planes have swept-back wings that stay safely inside the cone of a supersonic shockwave. The F-14 fighter jet can pull its wings in tight for maximum speed and stretch them out for greater control at lower speeds. Supersonic craft are also made from lightweight materials like aluminium to further reduce drag.

Of course, you'll never reach supersonic speeds without serious engine power. X-1, the first plane to break the sound barrier in 1947, was propelled by a rocket, but modern turbojet engines like the Concorde's four Rolls-Royce turbofans, are also capable of supersonic flight. Hypersonic flight – ie greater than Mach 5 – has its own unique set of challenges because gas molecules begin to break apart and create multiple overlapping shockwaves. Experimental hypersonic designs such as the Falcon HTV look more like wingless sci-fi vehicles than traditional planes.



Other speed demons... in the air



Fastest space plane


Virgin Galactic's SpaceShipTwo, 1,752km/h (1,089mph)

Fastest jet aircraft

Blackbird SR-71, 3,185km/h+ (1,979mph+)

Fastest unmanned plane

Falcon HTV-2, 20,921km/h (13,000mph)





Slicing through the water


Just like air and land, the greatest obstacle to record-breaking speeds on the water is drag. Water is about 1,000 times denser than air, so the best way to increase speed on water, ironically, is to make as little contact as possible with the water itself. If you watch a speedboat race, most of the boat lifts out of the water at top speeds – an aerodynamic engineering feat called ‘foiling’. The twin hulls of America’s Cup catamarans lift entirely out of the water, riding only on razor-thin hydrofoil blades. The catamaran design increases overall stability without the necessity of a single hull sitting deep in the water.

Spirit of Australia

Since childhood, Australian speedboater Ken Warby dreamed of breaking the world speed record. His hero, British daredevil Donald Campbell, died trying. In the Seventies, without a sponsor, Warby built the Spirit of Australia in his Sydney backyard, buying three clunky jet engines in a RAAF surplus auction. Warby used years of speedboat experience to draft the three-point hydroplane design, in which only three parts of the underside of the boat touch the water at high speeds, greatly reducing drag. With help from a university wind tunnel and the RAAF, Warby reached a death-defying 511.1km/h (317.6mph) in 1978 – a record that still stands to this day.



Other speed demons... in water



Fastest warship

US Navy Independence, 83km/h (52mph)



Fastest hovercraft

Universal UH19P: Jenny II, 137.4km/h (85.4mph)



Fastest hydrofoil

US Navy Fresh-1, 155.6km/h (96.7mph)



WORLD'S FASTEST PASSENGER FERRY

It's one thing to see a tiny speedboat race across the ocean surface, but it's downright mind-blowing to watch a 99-metre (295-foot) ferry hit speeds of more than 50 knots (93 kilometres/58 miles per hour) while carrying up to 1,000 passengers and 150 cars. The Francisco is Australian shipmaker Incat's latest breakthrough; a twin-hulled catamaran powered by two massive turbine engines running on liquefied natural gas (LNG). The turbines force water through two enormous waterjets that propel and steer the craft, which cuts through the waves like a warm knife through butter. The Francisco will ferry passengers in style and speed from Buenos Aires in Argentina, to Montevideo in Uruguay.

Top speed
107.4km/h (66.7mph)

Length
99m (325ft)

Deadweight
450 tons

Passengers
1,000

Cars
150

INCAT FRANCISCO

LM2500 marine gas turbine

A closer look at the Francisco's power source

Compressor


Rotating fan blades draw in air that's compressed at an 18:1 ratio through a series of compression blades.

Combustor

Liquid natural gas is injected into the compressed air chamber and ignited to release tremendous energy.

Turbine

The flow of hot exhaust spins a series of turbines connected to a waterjet.



On the clock: London to New York

How long would it take the world's quickest vehicles to hop across the Atlantic at maximum speed (if there was a bridge)?



Scorpion FV101 tank
76.8 hours



VeloX3 bicycle
41.7 hours



Bugatti Veyron Super Sport
12.7 hours

Speed on the rails

The future of high-speed trains is without a doubt magnetic. The principle of magnetic levitation (maglev) allows trains to reduce drag by floating on a one to ten-centimetre (0.4 to four-inch) cushion of air created by opposing electromagnetic fields in the track and car. The Shanghai Maglev Train in China became the first commercial maglev in 2003 and still holds the operational speed record for a commercial train: 431km/h (268mph). However, Japan is developing its own maglev line between Tokyo and Nagoya, with trials hitting the 500km/h (310mph) mark. Tech entrepreneur Elon Musk (founder of SpaceX) plans to take maglev to the next level. His Hyperloop design propels train cars through a sealed, low-pressure tube on cushions of air at speeds approaching 1,300km/h (800mph). Today, conventional high-speed lines in Spain, France, Italy, South Korea and elsewhere reach speeds exceeding 300km/h (186mph), using a combination of streamlined aerodynamics, lightweight plastics and electric-powered locomotives.

The LO maglev train being tested in Japan has already clocked 500km/h (311mph)



FASTEST VEHICLE ON TRACKS

The lightweight and agile Scorpion FV101 boasts a perfect combination of speed and toughness for warzones

Weaponry

The 76mm (3in) main gun isn't a tank killer, since the Scorpion was designed for recon rather than fighting.

Engine

The original Jaguar petrol engines have been swapped out for more powerful Cummins BTA 5.9 diesel models.



Lightweight

Weighing in at only eight tons, the fast and manoeuvrable Scorpion runs circles around more battle-focused tanks like the 62-ton Challenger.

Drive sprocket

The forward sprocket receives power from the engine to drive the caterpillar track.

Road wheels

Five wheels on either side of the Scorpion use hydraulic suspension to smooth the ride at high speeds.

Fast and curious...

1 Milk float

By swapping the milk delivery truck's electric motor with a V8 engine, World Rally GB driver Rob Gill reached 136km/h (85mph) in the not-so-aerodynamic buggy as part of Wheatabix's advertisement for their breakfast drinks.

2 Lawnmower

In 2021, engineer Tony Edwards from Shropshire, England was able to reach top speeds (on the track at Elvington Airfield, not the lawn) of 230.4468km/h (143.193mph). Makes quick work of cutting the grass, but the 1,300cc motorcycle engine might bother the neighbours!

3 Police fleet

Only in Dubai... In 2017, the city of unrepentant excess made some additions to its public safety patrol: a Bugatti Veyron, capable of reaching speeds of up to 370km/h (230mph). Criminals have no chance of making a getaway!

4 Bicycle

The VeloX3, built by a team of Dutch university students, looks like an elongated egg. The recumbent bicycle is covered in a hyper-aerodynamic shell that enabled it to reach record speeds of 133.8km/h (83.1mph) in 2013.

5 Skateboard

Peter Connolly is king of the daredevils who practise the sport of downhill skateboarding. Connolly set a new world record in 2017, reaching 146.73km/h (91.17mph) on a mountain road in Québec, Canada.



Spirit of Australia
10.9 hours




Thrust SSC rocket car
4.5 hours



X-15 rocket plane
46 minutes





LAND

High-speed wonders and amazing machines



30



16 How to build a supercar

Discover how Bugatti made the Chiron the fastest production sports car on the road

24 Pit-Bull VX

See how this armoured response unit can stop criminals in their tracks

26 Monster trucks

Discover the incredible feats of engineering behind this super-sized motorsport

30 Formula 1

Take a look at the technology behind the world's most popular motorsport

38 Next-gen superbikes

The tech that will make motorcycles the future's most exciting mode of transport

44 The world's fastest trains

They can't guarantee these arrival times yet, but this could be the future of trains

"Take a look at the most notable and advanced vehicles"





44



16



38



26

» HOW TO BUILD A SUPER

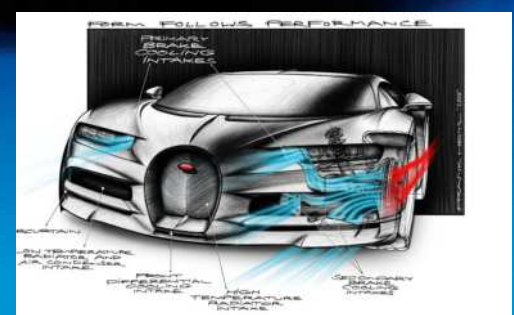
DISCOVER HOW BUGATTI MADE THE CHIRON THE FASTEST PRODUCTION SPORTS CAR ON THE ROAD



Contrary to our fanciful artwork, no robots are used to build the Bugatti Chiron



The cabin design is constrained by having the gearbox in front of the engine



The design of the front includes several cooling air intakes while maintaining Bugatti's distinctive styling

CAR



What is a supercar? Ask automotive experts that question and they are all likely to give you a different answer. Take one look at the Bugatti Chiron, though, and you'll have absolutely no doubt that it deserves the distinction.

With a £2 million (\$2.5 million) price tag, the Chiron conveys not only affluence but also an appreciation for exceptionally high standards. Alongside Bugatti, most well known manufacturers of racing cars, including Ferrari, Porsche, Lotus and Lamborghini, have produced road vehicles that are a cut above conventional sports cars. Yet none of these currently matches Bugatti as the foremost creator of high performance automobiles.

Bugatti has a long history of creating exceptional motor vehicles. The company was founded in 1909 by Italian-born Ettore Bugatti. He set up a factory in Molsheim, France, which was then under German control. After the Second World War the company experienced mixed fortunes for many years, including bankruptcy. The brand entered a new era in 1998, however, when it was bought by Volkswagen. The new owner immediately set about re-establishing Bugatti's reputation by starting a project to design and build the ultimate supercar – a vehicle that would push the boundaries of automotive luxury and engineering.

The result was the Bugatti Veyron. Entering production in 2005, the Veyron boasted 1,000 horsepower and could reach 400 kilometres per hour. The

© 2016 Bugatti Automobiles S.A.S.



The Chiron isn't just powerful – anodised aluminium trim adds class to its appearance

design combined unique styling with a host of mechanical innovations that were necessary for the car to reach and maintain its top speed safely. At the core of these was a unique 16-cylinder engine that earned Bugatti a world record in 2010 when a Super Sport edition of the Veyron reached a speed of 431 kilometres per hour.

The Veyron still holds the Guinness World Record as the fastest production car ever built. Even so, Bugatti hasn't rested on its laurels. The Chiron is a direct descendent of the Veyron, reflecting the belief among Bugatti's engineers that they could build a street-legal car that goes even faster.

CREATING A BIGGER BEAST

With the Veyron, the objective had been to design a car that could be driven at high speeds on the track and be equally at home on the high street. That ambition continued with the Chiron, but with the added criterion that its engine performance had to be 25 per cent better than the Veyron's. To achieve this, Bugatti's integrated team of designers and engineers went back to the drawing board, revamping the car from the inside out. Design concepts were rendered as 3D models in a computer and a full-scale clay version of the car was built to give the team a feel for what the finished product would look like.

One thing Bugatti didn't reinvent, though, was the Veyron's incredible 8.0-litre W16 engine. Nonetheless, it has been updated in significant ways. The engine is assembled from handcrafted components made from strong but lightweight titanium alloys and carbon fiber. Over the period of about a week each engine is individually put together in a clean room to prevent grit from getting into the moving parts. The Chiron engine has 16 cylinders, like the Veyron's, but its four proprietary turbochargers are now double-powered. The specially designed clutch system, which has two transmissions, is also stronger than the Veyron's. This feature allows the Chiron to accelerate to its electronically-limited top speed of over 420 kilometres per hour

Inside the Atelier

Discover Bugatti's Molsheim workshop, a facility as amazing as the car that's built there


Ready and waiting

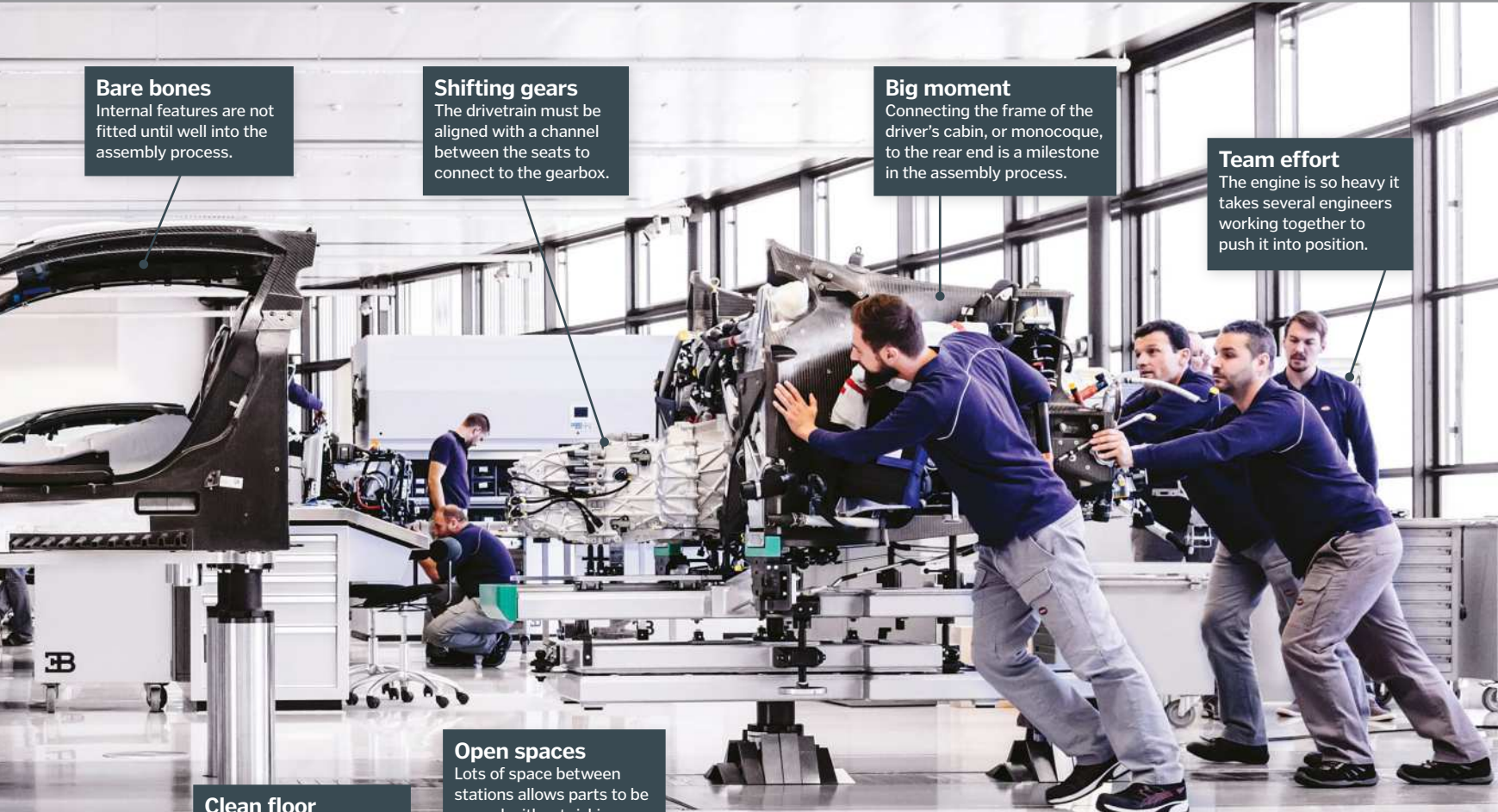
The front end of the transmission assembly is readied in position to connect to the drivetrain.

The EC nutrunner alerts the operator when each nut is at the required torque



Each Chiron is assembled by hand; no robots are used at any stage of production





Bare bones
Internal features are not fitted until well into the assembly process.

Shifting gears
The drivetrain must be aligned with a channel between the seats to connect to the gearbox.

Big moment
Connecting the frame of the driver's cabin, or monocoque, to the rear end is a milestone in the assembly process.

Team effort
The engine is so heavy it takes several engineers working together to push it into position.

Clean floor
The 1,000 square metres of floor space is made of epoxy that dissipates electrostatic charges.

Open spaces
Lots of space between stations allows parts to be moved without risking collisions with equipment.

“Form follows performance’ is Bugatti’s motto for this car”

Assembly stations are kept in pristine condition, with no oily rags in sight



Veyron vs Chiron

The Bugatti Veyron is still an amazing vehicle, but expectations have risen in the decade since it went into production. Hence, Bugatti has surged ahead with the Chiron. This new car can produce 1,480 horsepower – almost half as much again as the original Veyron – and a higher top speed thanks to exploitation of physics and advances across the board in materials and mechanics. The most prominent sign of this is the Chiron’s distinctive side air intakes, which keep down the temperature of the incredible engine by making air resistance work in the car’s favour. Internal improvements, meanwhile, include staggered triggering of the more powerful turbochargers to boost engine efficiency, the use of lighter materials in the engine, frame and panels, and new disc brakes that are larger in diameter and thicker than the Veyron’s. Together, these allow the Chiron to race past its record-setting predecessor.



Once assembled, the engine is connected to the 7-speed, dual-clutch transmission



The rear end of the car houses the massive engine and the powertrain



Fierce competition pushed Bugatti’s engineers to exceed their achievements with the Veyron

uninterrupted by gear changes. Essentially, when the driver shifts gears, the second transmission readies the next gear so that it engages as soon as it is needed.

To ensure the ambitious targets for the Chiron's engine wouldn't push it too hard, Bugatti's engineers tested the power output of a prototype using a dynamometer. The story goes that the engine survived but blew up the test apparatus, so a new dyno had to be specially built to complete the testing. Still, there is more to squeezing every ounce of performance out of a car than just boosting the output of its engine. Among the natural forces aligned against speed are gravity and wind resistance. To keep the Chiron ahead of the competition, Bugatti's designers have had to find new ways of exploiting the laws of physics to their advantage.

With a curb weight of almost two tons, the Chiron is heavier than the average car. To compensate for this, the frame and body panels, like the engine, are made from state-of-the-art materials that are light but strong. The former is assembled from high-strength steel with every joint bolted by hand. The only electronic tool used in assembling the chassis is an EC nutrunner. This high-tech spanner records how much each bolt has been tightened to ensure consistency and saves this data in a computer. The body panels, meanwhile, are comprised of carbon fibre strengthened by a honeycomb-structured aluminium inner layer.

Just as important as the physical properties of these panels, however, is the work that some of them do when they are on the car. Once attached to the frame, laminated and painted – a process that takes several weeks – they give the Chiron its eye-catching appearance. 'Form follows performance' is Bugatti's motto for this car, and there is nothing that better exemplifies this than the Chiron's sweeping contours, especially the striking C-shaped motif that curves around the doors on each side.

A car with an optimal aerodynamic design deflects air without causing turbulence. To find the Chiron's ideal configuration, engineers studied a scale model in a wind tunnel so that they could map the air movement around different parts of its body. What this revealed is that the Chiron's front end could be designed in such a way that the air travelling up to and around the curved windscreen is channelled into more or less straight lines, called laminar flow. This minimises turbulence and directs airflows towards the back of the car where the engine is located.

One major problem the Bugatti team faced in designing an engine powerful enough to reach 6,700 revolutions per minute is that it would overheat quickly without an effective cooling

system. The Veyron needed ten radiators to keep its engine temperature down, and the challenge was even greater with the Chiron. Therefore, the engineers came up with a water circulation system that can move up to 800 litres of water per minute through the engine.

Nevertheless, water-cooling is not enough, which is why those airflows deflected from the front of the car come in handy. The C-shaped panels that project out of each side of the Chiron are actually cleverly designed air intakes that collect deflected air and channel it into the engine compartment. This air acts like a fan, picking up the excess thermal energy from the engine before being sucked out of large vents in the back of the car due to a pressure differential.

CHALLENGING PHYSICS

The trouble is that airflows aren't all good for a supercar. When acting against an object going at

high speed, air can lift it off the ground. You want that if you're jetting off on holiday in a plane, but for a car driver, even the slightest loss of contact with the road compromises vehicle handling and could be very dangerous.

To address this, Bugatti's designers have taken another lesson from the Veyron and given the Chiron a computer-controlled retractable spoiler. The purpose of the spoiler is two-fold – produce enough downforce to keep the car on the road when it's going fast, and slow it down safely if the driver needs to break when they have their foot to the floor.

At low speeds the spoiler remains embedded in the back of the car. As the car accelerates tiny sensors send signals to the onboard computer, which can trigger deployment of the spoiler in a fraction of a second. When the brakes are engaged, the spoiler adapts to help the driver complete their turn. This provides resistance to



How a rolling dynamometer works

The device that engineers use to see how much power a supercar can produce

Sensors
Sensor readouts can show how hot the engine gets and how much the car's structure distorts at intense speeds.

Data analysis
The dynamometer measures torque, which is how much force the engine must generate to turn the drum at a given speed.

Rolling drum
When the rear wheels rotate they turn a drum, and the rate at which it revolves is recorded by a computer.



The car reaches maximum speed during a test-drive along an airport runway in Germany



Interior features made of leather or a leather-carbon fibre combination take days to fit

The rolling dynamometer is so powerful that excess electricity is fed to Molsheim's grid



Plastic foil coats the Chiron during its test-drive so the paintwork isn't chipped



The Chiron is drenched by monsoon-strength showers to check for leaks

Vents and fans

Air conditioning is needed because of the heat generated when the engine is at full throttle.

Restraints

The car must be firmly secured because the tests can involve running the engine at top speed for several hours.

"Engineers studied a scale model in a wind tunnel to map air flow around the car"



Every feature is extensively tested, including the car's rear-view camera



the oncoming air, which helps to slow the car down safely.

Also acting to bring the car to a stop are massive disc brakes made of carbon, ceramic and titanium. These discs are roasted in an oven at almost 1,000 degrees Celsius to ensure they won't fail in the most stressful conditions they could be exposed to. Here, also, the car's design enlists oncoming airflows to aid in heat regulation; a small duct behind each headlamp pushes air over the brakes to keep their temperature down.

But no matter how good the brakes are, the car isn't going to stop quickly enough if its tyres don't grip the road. That's why Bugatti asked Michelin to design a tyre unlike any the company had ever made before. Turning to aerospace technology for inspiration, Michelin created something that could survive the strain of braking under the enormous weight of an airliner. They also tested its traction on a course where any road condition the Chiron could face was simulated, even monsoon rains.

FINAL CHECKS

Back at the Bugatti factory, the Chiron's body also gets a good soaking. Once the paint has dried on the panels, the car is polished thoroughly before being inspected, then polished again. After that, it is moved to a special area where it is subjected to a fake rain storm. If no water is found inside, the luxurious interior is then fitted into the cabin by two people over a period of three days. Control buttons and knobs are made from anodised aluminium and optimally placed within easy reach of the driver. Owners are also offered numerous customisation options that include 23 different colours of leather, 31 colours of stitching and 11 different colours for the seatbelts.

Bugatti is only going to make 500 Chirons. This guarantees that the car has an air of exclusivity. Moreover, it is an inevitable consequence of the six to nine months it takes to build just one car and put it through more than 300 kilometres of road tests. During the final outdoor workouts, the car is wrapped in transparent foil to prevent chips and scratches. With these tests completed, the car is taken to a light-room where it is inspected millimetre by millimetre. Only if it passes these final checks does it get Bugatti's stamp of approval. It's then released to its new owner, who drives away a sumptuous expression of speed and power.

Vital statistics

The big numbers that allow the Bugatti Chiron to leave other cars behind



Several days can be spent smoothing out imperfections before paint is applied to the bodywork

60,000L
air circulated per minute

Revving up

All four superchargers kick in at 3,800rpm, so the engine can easily exceed 6,000rpm.

Staying grounded

The spoiler provides downforce to maintain good contact with the road without causing too much drag.

Good grip

The tyres have been designed by Michelin to withstand intense G-forces and heat.



Wind power

The side air intakes gather airflows as they are channelled around the frame of the curved windscreen.

Hard discs

The rear brake discs are 400mm in diameter, whereas those at the front measure 420mm across.

2.5 sec
0-100km/h
4 turbochargers

Another inspection for blemishes is done in the light tunnel

“Bugatti is only going to make 500 Chirons”



Total control

The driver can access all essential functions without having to take either hand off the steering wheel.

Cabin comforts

The interior is luxurious and efficient, with everything in easy reach and made from top grade leather or anodised aluminium.

Bright lights

Bugatti claims that the full-LED projector headlamps are the flattest ever fitted to a car.



Even gaps around the doors are checked to make sure they match Bugatti's strict specifications



16 cylinders

1,500hp

Top speed

500hp more than the Veyron

420km/h (limited)

The Pit-Bull VX

Fast, agile and bulletproof, this armoured response vehicle is one of a new breed of robust police cars that are stopping criminals in their tracks

The Pit-Bull VX is an armoured response vehicle (ARV). Designed specifically for SWAT teams, ARVs offer protection against small arms fire, but without the heavy armour that military vehicles require for protection against cannon fire and anti-tank weapons.

Lighter armour than their military equivalent gives ARVs greater speed and agility. This makes them suitable as first-response vehicles in an emergency situation. Once at a hostile scene an ARV's tough shell means it can be used tactically as a firing post, for dropping an assault team into position or for rescuing hostages.

In the past police teams have tended to use either commercial pick-up trucks or vans. These provide a reasonably fast response time, however offer little more than the means of getting them to

a hostile scene. Some SWAT teams have started to drive military vehicles, but due to their weight and lack of mobility they are not designed to be the first responders to an emergency.

ARVs like the Pit-Bull offer a compromise between the speed of an unarmoured vehicle and the protection of an armoured one. As well as offering its eight-officer crew protection against small arms fire, the Pit-Bull is grenade-proof, while firing ports enable the police to use their weapons from within. A PA system and remote-control floodlights mean they can also communicate with the assailants and illuminate an area without having to step out of the vehicle. To cap it all, if negotiations do break down, the 7.5-ton Pit-Bull VX's front bumper has been specially designed to be used as a battering ram.

Inside the mobile fort

Every effort has been taken to make the Pit-Bull VX invincible. Learn how here...

Riding shotgun

A rooftop turret hatch allows police to ride up top to provide reconnaissance and/or covering fire.

Hatch

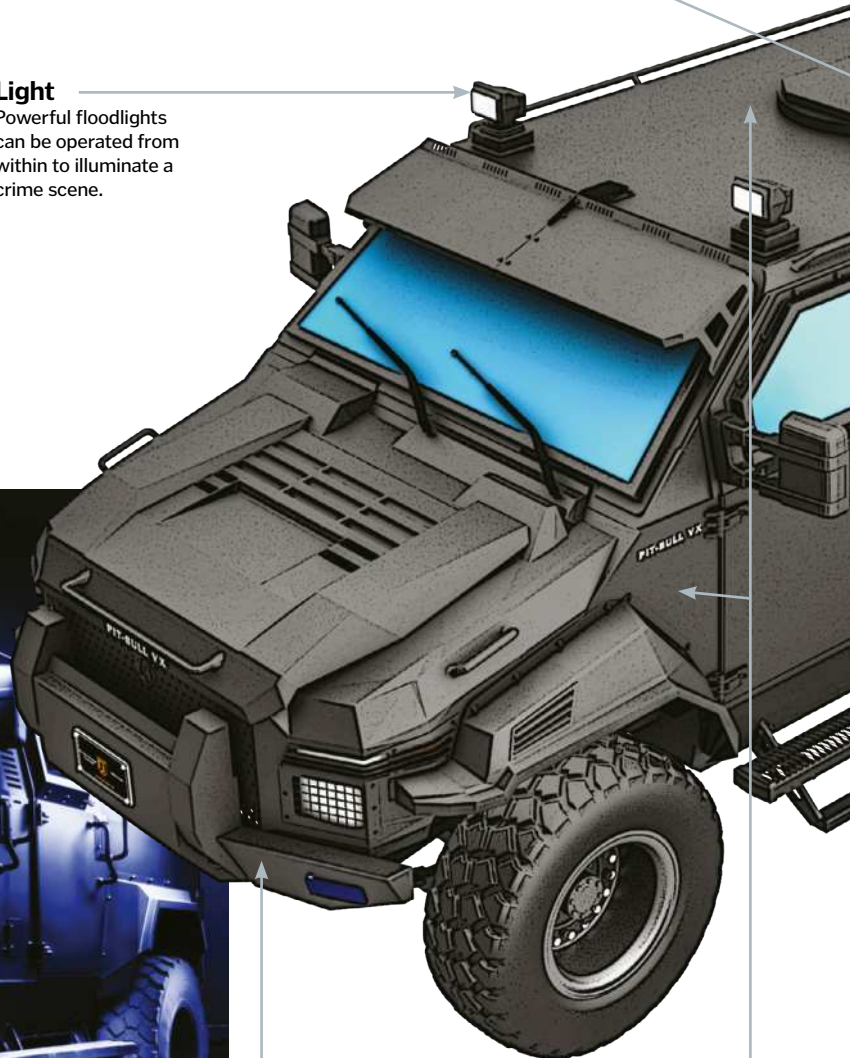
There are two rooftop escape hatches for a speedy emergency exit.

Light

Powerful floodlights can be operated from within to illuminate a crime scene.



The Pit-Bull VX is designed to cope with high-powered rifles, grenades and even mines



Ram

The massive front bumper is connected directly to the frame for maximum ramming impact.

Curved body

The armoured body of the Pit-Bull is designed with no flat surfaces and the roof is sloped, so grenades and petrol bombs, etc, will roll off.

Making an armoured Pit-Bull

The Pit-Bull VX starts life as a Ford F-550. A heavy-duty, four-wheel-drive pick-up truck, it's a workhorse of the US construction industry. The 6.7-litre V6 engine and transmission of the F-550 and chassis remain in the Pit-Bull VX. However, everything else is armoured or purpose built.

The fuel tank, battery and exhaust pipe are fitted with steel armour plating and the suspension is also strengthened. Tubeless run-flat tyres are installed, which function at speeds of up to 48 kilometres (30 miles) per hour when punctured.

In the event of the tyres being shredded the Pit-Bull VX can still operate on its military-grade wheel rims. Ballistic steel plate is used to provide a mine and grenade-resistant floor, while the main body is made up of overlapping armour plating.

This is built and tested to US National Institute of Justice (NIJ) standards. Despite the armour, the overall weight of the Pit-Bull is 1,000 kilograms (2,200 pounds) less than the F-550 maximum operating limit – plus it still manages to maintain the same speed and performance.

Bulletproof glass

A bulletproof windscreen and windows mean the Pit-Bull VX crew have excellent visibility yet are still protected if they come under fire. Modern bulletproof, or ballistic, glass is constructed in the same way as laminated windscreens. Thin layers of polycarbonate – a transparent plastic – are glued between sheets of glass. The outer layer of glass is often softer so it will flex with the impact of a shot rather than shatter.

A bullet would pierce the outer sheet of glass, but the polycarbonate absorbs the bullet's energy, stopping it from penetrating the inner layer of glass. Depending on the protection levels offered, a bulletproof pane of glass may be comprised of numerous layers of glass and polycarbonate. The Pit-Bull's windows offer protection right up to 7.62 x 51-millimetre (0.3 x 2.0-inch)-calibre ammunition – eg an AK-47.

No gaps

Armour overlaps on all five doors so there's no entry point for bullets.

Gun ports

Door and window-mounted gun ports allow the SWAT team to use their weapons from inside for extra safety.

Fast exit

The rear door is over a metre wide to allow heavily equipped SWAT troopers fast entry and exit.

Ballistic glass

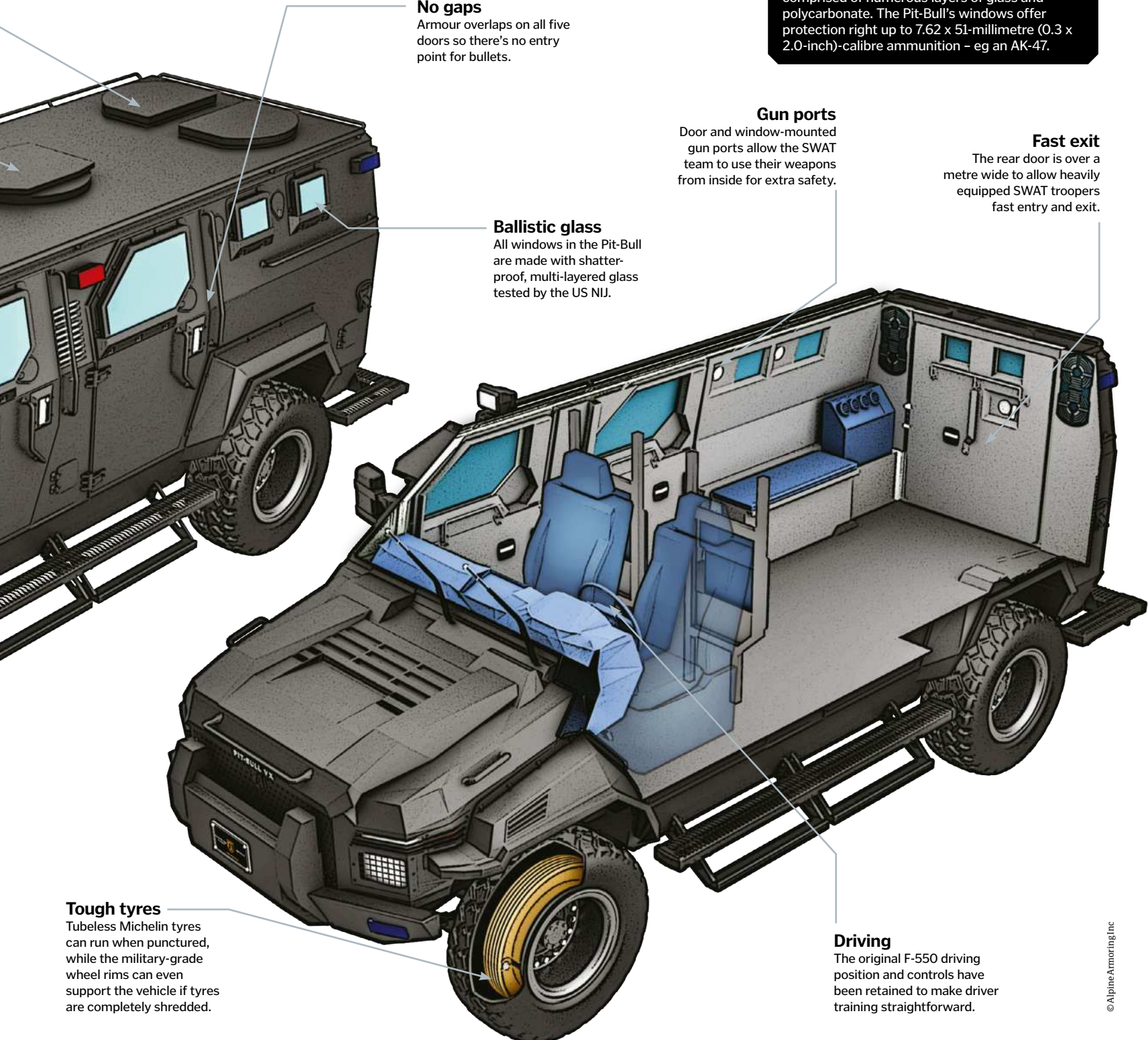
All windows in the Pit-Bull are made with shatter-proof, multi-layered glass tested by the US NIJ.

Tough tyres

Tubeless Michelin tyres can run when punctured, while the military-grade wheel rims can even support the vehicle if tyres are completely shredded.

Driving

The original F-550 driving position and controls have been retained to make driver training straightforward.





MONSTER TRUCKS

Discover the incredible engineering behind this super-sized motorsport

Every year millions of fans around the world travel to watch these magnificent machines race, crash and roar, captivated by their extraordinary power and strength. Once on the sidelines, these mechanised behemoths are now the main attraction.

The sport began with modified pick-up trucks with larger suspension and bigger tyres, but monster trucks have evolved into complete custom builds with giant wheels and impressive ground clearance, as well as custom-built tubular chassis with fibreglass bodies. This can attach to the chassis separately, allowing for easy removal when damaged.

These gravity-defying giants are durable monsters designed to bounce, crash and roll over. Monster trucks captivate audiences by crushing everything in their path. These truck titans typically weigh around 4.5 tons and are capable of making jumps ten metres high and 60 metres long. Few can beat Bigfoot, one of the first ever monster trucks, which managed to leap over a 727 jet plane!

Amateur monster truck driving sounds like a fun hobby, but competition rules mean really ramping up the game. If a driver wants to race, their monster truck must adhere to specific rules. The vehicle must be at least 3.6 metres tall and 3.6 metres wide and fitted with giant 209-kilogram BKT 168-centimetre off-road tyres. These tyres have extra-deep treads to provide optimal traction, which is needed to keep such a colossal truck stable, under control and safe.

Monster trucks usually battle against

each other in the form of two versus two racing before a freestyle round, where the mighty machines have the opportunity to show off their spectacular stunts as they take on aerial jumps, wheelies and donuts. It's this freestyle round where drivers demonstrate the power of a monster truck, as caravans, buses and other obstacles are placed in their path to be crushed.

HOW TO BUILD A MONSTER TRUCK

A monster truck starts life as a donor body taken from another vehicle, usually a four-wheel-drive pick-up truck. Most components will be upgraded to be more durable and robust, but it is

"These gravity-defying giants are durable monsters designed to bounce, crash and roll over"



Despite their size monster trucks are equipped to handle tight turns

The 12-passenger Sin City Hustler is the longest monster truck and was designed as a monster truck limousine for Las Vegas tourists



One of the most influential and iconic monster trucks of all time is Grave Digger, with its famous black graveyard paintwork and wild reputation

Monster trucks in the record books

First monster truck back flip

It takes skill and a lot of guts to flip a monster truck backwards in the air. There are claims that people have achieved it outside of competitions, but the Guinness World Record-approved first was successfully performed at Jacksonville Monster Jam by Canadian Cam McQueen in February 2010.

Fastest monster truck

The Raminator doesn't let its giant size and heavy tyres slow it down. Mark Hall broke the record three times in Austin, Texas in the US in December 2014, with each of his runs faster than the one before. On his last attempt he achieved a whopping 159.49 kilometres per hour!

Longest monster truck

Measuring in at an enormous 9.75 metres, Sin City Hustler was built as a monster truck limousine by Brad and Jen Campbell of Big Toyz Racing.

Longest ramp jump

The sky's the limit for the approximately 4,500-kilogram Bad Habit monster truck. In September 2013 in Columbus, Pennsylvania, US, driver Joe Sylvester successfully ramp jumped across 72.42 metres!

Largest monster truck

The largest ever monster truck was built in 1986 and is known as Bigfoot 5. Standing at an incredible 4.7 metres and weighing in at an impressive 17,200 kilograms making it the world's heaviest monster truck. The three-metre-tall tyres were taken from a huge vehicle used in Alaska by the US Army.



helpful if the donor body has an engine and transmission so that some of the parts (including mounting brackets) can be reused.

Parts are upgraded with more heavy-duty replacements in order to transform the truck into a true monster. Often these replacements are taken from ex-military vehicles to ruggedise the steering axles and rear differentials. The suspension is raised an additional 0.9 metres to 2.4 metres to give good ground clearance and to accommodate the giant wheels. An upgraded engine is essential, as well as transmission and transfer-case components suitable for high-impact use. This supplies the horsepower needed to move such a mammoth machine.

SAFETY

Monster trucks crash, they're built to, but this means the safety of the drivers and their fans requires special equipment. Perhaps the most important feature is that monster trucks are equipped with three shut-off switches to quickly turn off the electrics: one within reach of the driver, another in the rear of the truck, and a remote ignition interrupter that allows officials to shut down the engine using a handheld device.

These systems are in place so in the event of a truck rollover the risk of fire is minimised, but they can also be used if the brakes fail or the vehicle appears uncontrollable (and unsafe). Generally, internal moving parts of the truck are shielded to prevent injury, and any high-pressure components are restrained with straps.

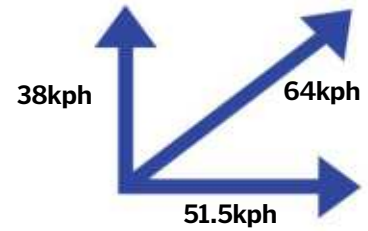
Roll bars and safety cages have to be installed to protect the driver, but drivers are still required to wear specified protective equipment to compete in monster truck competitions, which include a helmet, fireproof suit and a five-point safety harness, as well as head and neck restraints to prevent head injury. Most drivers sit in the centre of the cab, which is shielded with a polycarbonate screen to protect them from stones, mud or debris from the track.

Monster tricks

How does a monster truck perform a stunt jump?



World Champion Tom Meents attempts a never-before-done front flip of his Monster Truck, Max-D, at MetLife Stadium on 13 June 2015 in East Rutherford, New Jersey



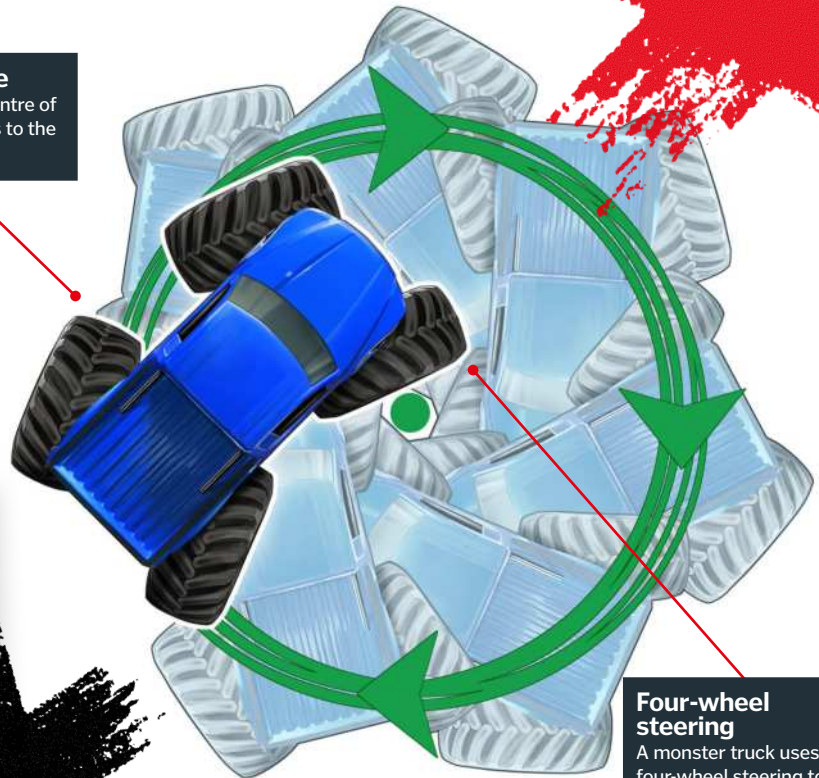
Launch speed

In this example, the vehicle accelerates towards the 45-degree ramp, reaching 64kph at launch.



Lean angle

The truck's centre of gravity moves to the outer tyres.

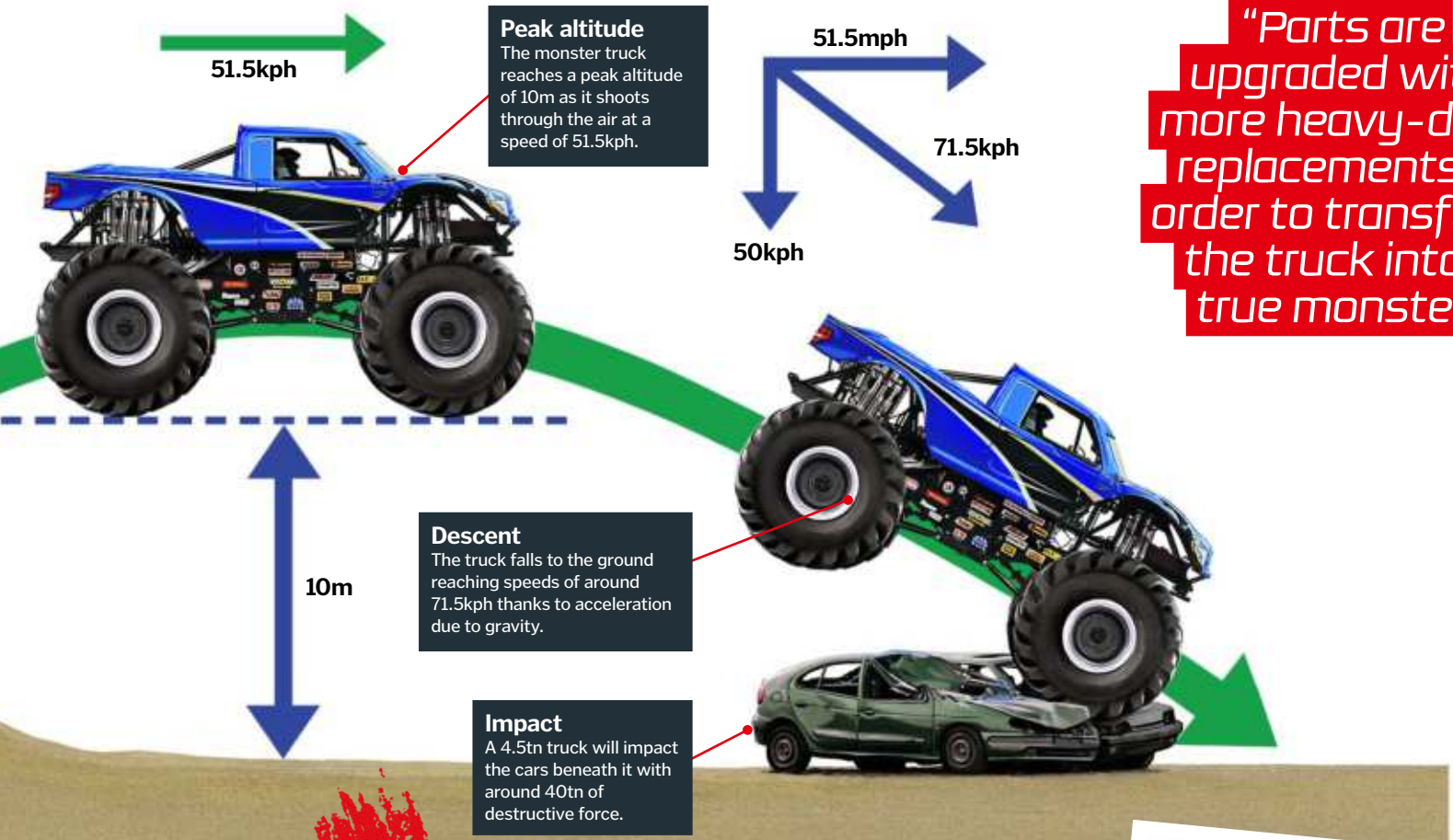


Four-wheel steering

A monster truck uses four-wheel steering to create tight circles, and the vehicle whirls around its inside front wheel.

Monster trucks can land on other cars with such extreme force they can flatten them





"Parts are upgraded with more heavy-duty replacements in order to transform the truck into a true monster"

Monster trucks to the rescue

When 24.5 trillion gallons of rain fell on the US Gulf Coast during Hurricane Harvey in August 2017, tens of thousands of people had to be evacuated from their homes.

Over 200 boats, 300 lorries and 600 people were involved in the efforts to help the flood victims. Joining them were Josh James and his friends from the dirt racetrack Rednecks with Paychecks. These volunteers pulled together and organised their fleet of monster trucks to help in the relief effort. With their trucks standing three metres from the ground, they tackled the fast floodwater and were able to keep their engines free from water where other vehicles would be immobilised.

The makeshift rescue team worked to free emergency vehicles and take them to higher ground, and also helped people stranded on the top floors of their homes get to safety.



Monster truck Old Habits helps residents move a generator in Port Arthur, Texas on 1 September 2017



FORMULA 1

EVERYTHING YOU NEED TO KNOW

Discover the race cars,
technology, drivers and
crews behind the world's
biggest and most
popular motorsport



Formula 1 is the fastest, most popular and most lucrative motorsport on the planet. Its status means it attracts the best drivers, the biggest car manufacturers, huge media attention and global audiences in the hundreds of millions. It's a big deal. Races take place on five continents, the season stretches across most of the year and F1 has never been so popular on social media. There's never been a better time to dive into the cockpit. The sport recently experienced one of its best ever seasons, too: the 2021 campaign was a fierce and sometimes bad-tempered battle between Lewis Hamilton's Mercedes team and Red Bull Racing's Max Verstappen.

It's a big, bold, high-tech circus, but it can be complicated if you're not sure how F1 works. The first race of 2022 took place in Bahrain, and the season is the longest ever, with 23 races. Ten teams – each with two drivers – contested in the 2022 campaign. Red Bull's world champion, Max Verstappen, drove alongside Sergio Perez. Mercedes fielded seven-time world champion Lewis Hamilton alongside young driver George Russell, who joined the big leagues after impressing with the weaker Williams team.

Red Bull and Mercedes have dominated F1 for a decade, but the other teams hope that big changes to the recent cars will help them close the gap. The historic Ferrari team has excellent drivers in Charles Leclerc and Carlos Sainz, but the team has struggled with a weaker car. McLaren relies on British driver Lando Norris and Australian veteran Daniel Ricciardo, and they've been getting better every year. Four-time world champion Sebastian Vettel drives for Aston Martin, and you'll find former world champion Fernando Alonso at Alpine. Smaller teams can spring surprises, too: Alfa Romeo will field Valtteri Bottas, who was Hamilton's teammate at Mercedes, and former Red Bull driver Alex Albon takes his talents to Williams. Then there's Haas, where you'll find Mick Schumacher – the son of the legendary Michael Schumacher.

“Formula 1 is a loud, thrilling battle between the world's best drivers”



The first corner is often the busiest in F1, with 20 cars in close proximity

Formula 1 is a loud, thrilling battle between the world's best drivers in the world's most advanced racing cars, and you need good drivers if you want to win races. It's not just about the driver, though. They wrangle incredible vehicles, the fastest open-wheel, single-seater racing cars around, and their aerodynamic design means they travel faster than some planes on takeoff. F1 cars produce 5G of downforce, so they can take corners at sensational speeds, and they race at more than 200 miles per hour. Teams spend millions of pounds developing their cars. And while every F1 team must adhere to strict regulations to ensure fair racing, teams with the biggest budgets and best engineers tend to develop better components and produce faster, more reliable cars.

Success in F1 is about strategy, too. Teams use different tyres during races: softer tyres provide more grip but deteriorate quickly, while harder tyres have less grip but last longer. No tyres last for a full race, though, so teams must decide when to pit their cars to fit a new set. A pit stop costs time, but can allow teams to gain strategic advantages. They've also got to consider the weather, because rain dramatically alters a race – it changes which tyres work well, allows some drivers to thrive and means that others will struggle.

Races take place on Sundays and usually last about two hours; here you'll get to see the world's best drivers locked in intense on-track battles. But Formula 1 is not just about those Sunday races. It's a travelling festival of motorsport, and you can watch days of on-track action in the lead-up to the main Sunday event. Qualifying, which takes place on Saturdays, determines the starting order for the Sunday race. F1 uses two different qualifying formats: most Saturdays have an hour-long session where drivers push their cars to the limit, because faster lap times mean a better starting spot on the Sunday. In 2022, six circuits hosted an alternative format called Sprint Qualifying, where a short race on the Saturday decides starting positions on Sunday. F1 weekends also featured practice sessions, with three on



Cars are built from deformable parts, while drivers sit in a super-strong safety cell

Friday and a final practice run on Saturday mornings. These are important: they give drivers and teams the chance to test different car set-ups, learn the circuit and devise strategies. The top-ten drivers in each F1 race get points – the winner gets 25, the second-place driver gets 18 and amounts decline further. The driver with the fastest lap during the race gets an extra point. Those points decide each year's champion.

Why is it called Formula 1?

European racing used to be organised by the Association Internationale des Automobile Clubs Reconnus (AIACR). World War II stopped that, and a new organisation called the Fédération Internationale de l'Automobile (FIA) was created to rebuild racing after the hostilities. By 1946 the FIA was planning a world championship, and by 1950 Formula 1 was ready to start. The term 'Formula' represents a set of standards that every participating car must meet before it's allowed to race, and it was called Formula 1 because it's the top tier of racing. That's still in place today, where cars all adhere to the same design basics, and this naming convention is also used for other types of racing, like Formula 2, Formula 3 and Formula Renault.



The first F1 races were frantic affairs, with big crowds and little regard for safety

INSIDE AN F1 RACE CAR

Formula 1 cars are high-tech marvels that cost millions. Here's how they work



Sitting

Comfortably
Drivers sit horizontally in their cockpits in seats moulded to their bodies, with pedals towards the front of the car.

Safety First

Safety is crucial in F1, and a tubular titanium structure called a halo protects drivers from large objects and debris during races. The halo was introduced in 2018 and has proven a successful and life-saving addition to open-wheel racing.

Diffuser

The diffuser is a flared area at the rear of the car that creates downforce, keeping the car on the road, or track.



Nose Ahead

The front wing and nose sections were completely redesigned for 2022. The revised aerodynamics keep air closer to the sides of the car so other vehicles won't be disturbed by turbulence, meaning drivers can race with more confidence.

Smooth Sailing

These tiny struts turn the car, and also provide suspension. They're adjustable to reflect the demands of different circuits.

Big wheeler


Pirelli's 2022 tyres are 18 inches in size - far larger than the 13-inch wheels used on older cars. The move to bigger tyres reduces overheating, improving grip and leading to more aggressive racing.

2022'S BIGGEST CAR UPGRADES

Formula 1's 2022 cars underwent radical changes when compared to previous year's models. The big upgrades concerned aerodynamics - the way that the cars behave as they move through the air - and they should promote closer racing. The front sections of 2022's cars look very different, for starters; their curvier construction helps keep air flowing narrowly down the sides of each car so other racers aren't disturbed by unpredictable currents. The rear wing was redesigned, too. It's taller and sends air straight upwards so racers don't get jostled as they follow another driver. Newer cars also have larger tyres than before, which reduces overheating and improves grip - another move to ensure better racing. Elsewhere, the cars now use a fuel that's made from ten per cent biofuel, which reduces F1's reliance on fossil fuels. The power unit underneath all of this is unchanged, though, which means that F1 remains a hybrid motorsport.



Haas is F1's only American team.



Rear Guard

An F1 car's rear wing is crucial for aerodynamic stability. This redesigned feature pushes the rear of the car onto the track while sending dirty air upwards so following cars aren't affected by disruptive turbulence.

Power Plant

F1 cars use hybrid power units with 1.6-litre engines that run at 15,000rpm; each driver has three per season.



Pod Racing

The sidepods house radiators to cool the power unit. They're aerodynamic, and they're made from deformable material to improve safety.

Braking Point

F1 brakes heat up to more than 1,000 degrees Celsius, and they require huge force and finesse from drivers to work effectively.



More than 365,000 spectators attended the 2021 British Grand Prix - a record-breaking crowd



Red Bull holds the record for the fastest pit stop at just 1.82 seconds

Did you know?
7,500 simulations were used to design the 2022 car

MERCEDES W12: TITLE WINNER

F1 SEASON INTRODUCED: 2021

BRAKE HORSEPOWER: 1,050

WEIGHT: 752 kilograms



FERRARI F2002: ICONIC DESIGN

F1 SEASON INTRODUCED: 2002

BRAKE HORSEPOWER: 835

WEIGHT: 600 kilograms



WILLIAMS FW18: BRITISH BATTLER

F1 SEASON INTRODUCED: 1996

BRAKE HORSEPOWER: 700

WEIGHT: 595 kilograms



LOTUS 78: AERODYNAMIC INNOVATION

F1 SEASON INTRODUCED: 1977

BRAKE HORSEPOWER: 480

WEIGHT: 588 kilograms



The Hungaroring is one of F1's most picturesque tracks – and one of the trickiest



5

FACTS

F1'S REAL-WORLD IMPACT


CIRCUIT BREAKERS

Racing circuits are loops of road that are built to challenge drivers, promote overtaking and deliver exciting racing. The best tracks allow F1 cars to reach their top speeds, and top circuits combine fast corners for brave, high-speed overtakes and slower corners for dramatic battling. Most F1 races take place at purpose-built circuits that are used for lots of different kinds of motor racing – indeed, if you attend an F1 race you'll see other cars racing during breaks between F1 sessions.

In 2022, seven races took place on street circuits – tracks built in existing cities. The most famous is the Monaco Grand Prix route, which has been used since 1929, and in 2022 a new circuit was introduced in Florida that races around the Miami Dolphins' NFL stadium.

F1 circuits range from between 2.075 and 4.352 miles in length, and most F1 races need to run for at least 190 miles, so races typically last between 44 and 78 laps. Most circuits run clockwise, and they all have long start-finish straights where races begin and end. Every circuit has a pit area where cars can leave the track to get new tyres and components, and grandstands for fans surround each circuit.

Circuits have changed dramatically over the years. They're far safer now – they're



F1 drivers lose around four kilograms of weight through dehydration during every race

surrounded by padded barriers to absorb car impacts, and corners have large gravel areas to slow cars down if they leave the track. Many circuits have undergone layout changes to alter average speeds and promote better racing, including some of F1's most famous venues.

Take Silverstone, for instance – the circuit that's hosted the British GP more than any other. It was originally an airfield, and racers used the old runways before that was deemed unsafe. Over the years it's had chicanes added and corners altered, and in 2010 new corners were added and a new start-finish straight was built. Hockenheim in Germany was famous for long straights that plunged through a forest, but in 2002 the straights were abandoned in favour of a new layout with loads of tight corners. Belgium's Spa-Francorchamps circuit was originally nine miles long, but its current design is just over four miles. For the 2022 season its most famous corners, Eau Rouge and Raidillon, were redesigned after several high-profile accidents. F1 circuits don't stay still for long – a bit like the cars that race on them.

Did you know?
Formula 1 cars contain about 80,000 components

- 1 HARNESSING HYBRIDS**
The incredible efficiency of F1's hybrid power units has made hybrid road cars more efficient, and Mercedes uses some of its hybrid tech in its road cars.
- 2 ENERGY-SAVING BRAKES**
F1's Kinetic Energy Recovery System (KERS) charges cars' batteries by reclaiming energy during braking. It's been around since 2009, and similar systems are now found in hybrid cars and buses.
- 3 SUSPENSION SPREADING**
Active suspension first arrived in F1 in 1992, allowing suspension height to change depending on the road conditions. Since then, it's become a standard feature on many road cars.
- 4 PADDLE SHIFTING**
Ferrari was the first team to use paddle shifters to enable super-fast manual gear changes. Now they're standard in F1 and found on all kinds of everyday cars.
- 5 CARBON FOOTPRINT**
Carbon fibre is sturdy and lightweight, and it was pioneered by McLaren in the 1980s. Now it's used on virtually every sports car thanks to its robust, weight-saving design.



Staying on track

A spectator's guide to the technology of an F1 race track



Breaking the Limits

The speed trap on the circuit's longest straight highlights which cars are faster than others.



Grid Games

The start-finish line is where races begin and end, so this is where you'll see someone waving a chequered flag.

Take the Initiative

Drivers can deploy the Drag Reduction System (DRS) along the circuit's straights if they're less than one second behind the car in front. DRS activation lowers a flap on the car's rear wing, which reduces drag and increases top speeds, giving the driver behind an opportunity to overtake.



Drag Racing

If a car is close behind a rival at a particular point, drivers can use the DRS.



Straight to the point

Most circuits start with a straight followed by a slower corner, encouraging cars to overtake by ducking inside rival racers.

Split Decisions

Circuits are divided into three sections, called splits, and lap times are calculated by adding together the time taken to travel through each of these sectors. Individual split times are useful – they allow teams to see if their cars are faster or slower in certain areas of the track.

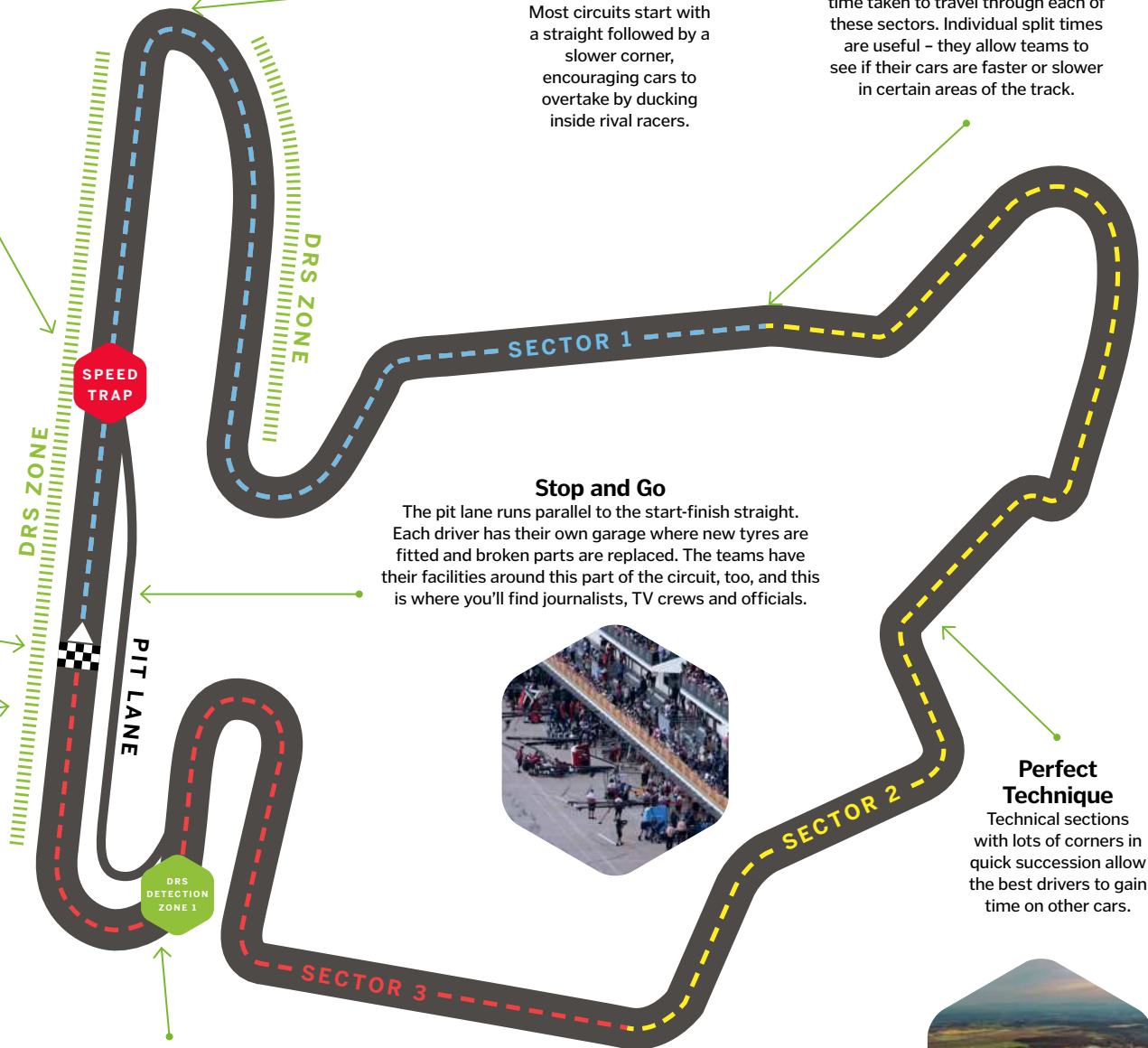
Stop and Go

The pit lane runs parallel to the start-finish straight. Each driver has their own garage where new tyres are fitted and broken parts are replaced. The teams have their facilities around this part of the circuit, too, and this is where you'll find journalists, TV crews and officials.



Perfect Technique

Technical sections with lots of corners in quick succession allow the best drivers to gain time on other cars.



Ferrari has won more constructors' titles and races than any other manufacturer



INSIDE THE WORLD'S FASTEST CAR

No car has ever gone as fast as ThrustSSC – here's the story behind its record-breaking speed

You might think you've driven quickly on the motorway, but that's nothing compared to ThrustSSC. This British-built beast became the fastest car on the planet on 15 October 1997, and it drove so quickly that no car has been able to match it since.

ThrustSSC hit a top speed of 763.035 miles per hour and became the first land vehicle to break the sound barrier. Unbelievably, that was ThrustSSC's second record-breaking run – the car had smashed the record nearly a month earlier when it hit a speed of 714.144 miles per hour.

It's no surprise that this car made waves. Two Rolls-Royce engines were hauled out of RAF fighter jets to provide the grunt, and it had an eye-watering 102,000 brake horsepower – more than 670 times more than the average family hatchback. ThrustSSC hit 600 miles per hour in just 16 seconds before accelerating to its record-breaking top speed.

ThrustSSC was built in 1996 and tested in Jordan, but the record-breaking runs occurred at Black Rock Desert in Nevada. It's a long way to go to drive a car, but it makes sense: the desert used to be an ancient body of water called Lake Lahontan, and its surface is now made of flat, dry mud. It's smooth and firm, and worked exceptionally well with ThrustSSC's solid metal wheels.

The design team was led by project director Richard Noble, Ron Ayers, Glynne Bowsher and Jeremy Bliss, and that first name is particularly notable: Noble was the pilot of Thrust2, which held the land speed record before ThrustSSC. It's safe to say that they knew what they were doing. And then there's the pilot: wing commander Andy Green drove ThrustSSC. He was previously an RAF fighter pilot, so he was used to travelling at extreme speeds.

ThrustSSC Explored

It's the fastest car ever built – but just what allows ThrustSSC to hit those high speeds?

Wheel deal

This record-breaking car was steered by a jet-style yoke rather than a conventional wheel.

Pointy nose

Aerodynamics are vital at high speeds, and the SSC's pointed nose enabled it to slice through the air.


ThrustSSC was exhibited to the media before it broke records back in 1997



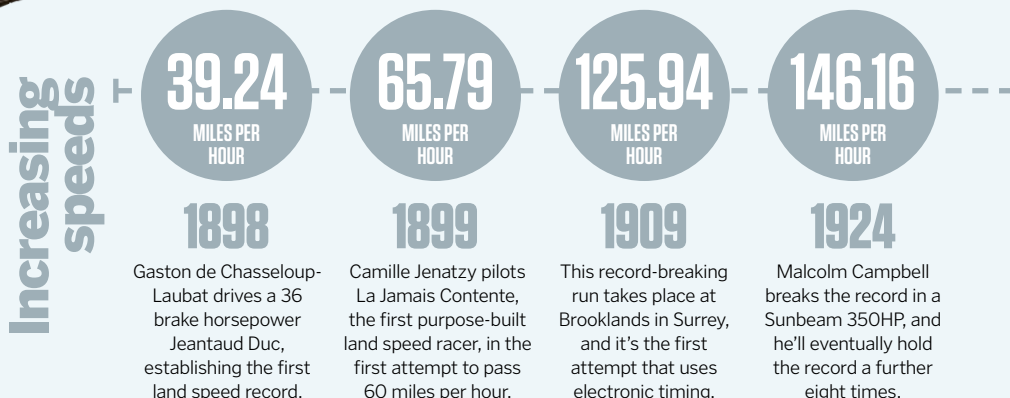
© Getty



Richard Noble and Andy Green were two of the key figures behind ThrustSSC



© Getty



What's it like to drive at 763 miles per hour?

Andy Green, ThrustSSC's pilot, has some unique perspectives on high-speed travel. When he broke the sound barrier in the high-speed vehicle, Green described it as "the loudest, highest pitched scream I've ever heard". When you're at that sort of speed, he says, "the wheels are skimming across the surface, and shock waves generate uneven forces". Combine this with crosswinds and it's no surprise that "the car is sliding all over the track".

In fact, the car pulled to the left during acceleration, so Green had to hold the wheel 90 degrees to the right to keep it in a straight line.

Record attempts regularly take place in Nevada, where conditions are perfect for high-speed driving



© Getty

Downforce

ThrustSSC's rear wing creates downforce, which pushes the car to the floor and keeps it stable at high speeds.

Dragged back

A huge parachute produced 400 to 500 tonnes of drag to help slow the ThrustSSC after its record-breaking attempts.

Traction control

The car's staggered rear wheels were supposed to make it slimmer, but actually created instability when driving.

Closed cockpit

ThrustSSC's cockpit was tiny, cramped and not particularly advanced – Green was surrounded by basic dials and buttons.

Could a new contender break the land speed record at over 1,000 miles per hour?

ThrustSSC's project director, Richard Noble, also built and piloted Thrust2, the car that held the land speed record from 1983 until 1997. Thrust2 was no slouch, with 30,000 horsepower provided by a single jet engine. Noble wasn't satisfied with ThrustSSC, but his latest project hasn't gone to plan. He helped develop Bloodhound SSC, which was a car that aimed to hit a monstrous 1,000 miles per hour. Ayers was involved once more, and Green would again pilot the car to high speeds. Bloodhound tested in South Africa in 2019, but the COVID-19 pandemic robbed the team of the opportunity to run the car, and the project ran out of money before they had a chance to integrate the engine that would have got them to 1,000 miles per hour. Sadly the project is dormant, and the car is for sale. Unless someone coughs up cash, they won't break the 1,000 miles per hour barrier any time soon.

Powerful boost

ThrustSSC's two engines each weigh 1,856 kilograms, and they're usually found inside F-4 Phantom II jet fighters.

Bloodhound has made test runs, but the project is on hold after hitting financial issues



© Nicholas Förder

© Getty

Fully fuelled

ThrustSSC consumed 18 litres of fuel every second, which means a microscopic fuel economy figure of 0.04 miles per gallon.

203.79

MILES PER HOUR

1927

Henry Segrave pilots the Sunbeam Mystery at Daytona Beach, and it's the first car to exceed 200 miles per hour.

301.129

MILES PER HOUR

1935

This is the first time the record is broken at Bonneville Salt Flats in Utah, and it becomes a popular record-breaking venue afterwards.

407.447

MILES PER HOUR

1963

The Spirit of America uses jet power to hit a new record, but legal complications mean it doesn't become official until later.

403.10

MILES PER HOUR

1964

Donald Campbell achieves this record in the Bluebird-Proteus CN7, and it's the last record achieved before jet propulsion becomes commonplace.

622.407

MILES PER HOUR

1970

Gary Gabelich breaks the record with a car called Blue Flame – the only rocket-powered vehicle to hold the record.

633.47

MILES PER HOUR

1983

Richard Noble pilots Thrust2 to this record speed at Black Rock Desert, and his car uses one Rolls-Royce jet engine.

763.035

MILES PER HOUR

1997

Andy Green breaks Noble's Thrust2 record with ThrustSSC, and it's so fast that it's never been beaten... yet!



NEXT-GEN MOTORBIKES

Discover the technology that will make motorcycles the future's most exciting mode of transport



Traditional design principles underlie the Motorrad VISION NEXT 100, BMW's motorbike of the future

If media reports of major technology companies experimenting with self-driving cars have got you thinking that advances in transportation are restricted to vehicles with four wheels, think again. The motorcycle is also heading into a high-tech future every bit as thrilling as that of the car. It makes sense that the same innovations being tested in cars are also on the agenda for motorbike manufacturers. After all, the cool futuristic aesthetics of modern superbikes have given them a prominent place in popular culture, such as the comic book series *Judge Dredd* and the movies *Tron* and *Terminator*

Salvation. The image of the modern sport bike is perfectly suited to a notion of a future where our machines are sleek, clean and powerful.

On a more down-to-earth level, motorcycle enthusiasts face many of the same issues that car owners struggle with, such as how to keep down the cost of maintenance and fuel and find safer and more environmentally friendly ways to travel. The impetus for improving motorcycle technologies is driven by both commercial and personal interests.

The first production motorcycle, the Hildebrand & Wolfmüller, was built in 1894. Its

engine was rated at almost 1,500cc (cubic centimetres), a measure of the volume of the cylinders. Ostensibly, the bigger the cc, the more power a motorcycle engine can produce. But that's far from the whole story, as evidenced by today's fastest motorbikes. Modern motorbike engines are considered to be big at 1000cc. Yet, the top speed of the latest superbikes doesn't fall far short of 320 kilometres per hour, and the Kawasaki Ninja H2R can reach around 400 kilometres per hour. That's almost ten times as fast as the Hildebrand & Wolfmüller could go. These speeds are the result of advances in

Kawasaki Ninja H2R

If it is power you want from a motorcycle, you'll find plenty of it in this mean machine. Indeed, the Kawasaki Ninja H2R is so powerful, it would be illegal to ride one on the road. The design combines principles of physics with precision engineering. As a bike designed for closed course riding only, it has engine components that are specifically designed to ramp up the horsepower far in excess of what is typical for street-legal production motorcycles. Moreover, it comes with a fairing that looks like the front end of a jet fighter, and for good reason. The pointed nose, cowls and wings are shaped at just the right angles to minimize wind resistance and friction-induced heat build-up. But it's not just the mechanics that are top drawer. State-of-the-art electronics ensure that the ride is smooth, safe and under control, even at 400 kilometres per hour.



Planetary gears

Kawasaki turned to its aerospace division to design gears able to transfer the supercharger's power.

Centrifugal-type supercharger

This type of supercharger essentially force-feeds air into the engine, boosting internal combustion.

Impeller

Air is drawn into the supercharger by the rotation of this component and then pushed into the engine.

Wheels up

Launch Control Mode allows the rider to engage maximum acceleration from a standstill without pulling a wheelie.

Fast and furious

This superbike is the result of clever design and cutting-edge engine technology

Electrical connections

The electronic system includes functions to aid cornering, traction, braking, acceleration, steering and gear shifting.

Hot wheels

The World Superbike Championship-styled wheels are made of lightweight cast aluminium, while the rear tyre measures 200mm for maximum traction.

998cc engine

The moving parts of the four-cylinder engine are fine-tuned to keep up with the supercharger.

Tough brakes

To ensure effective breaking at very high speeds, the semi-floating brake discs are extra-large.

Aerodynamic design

The light-weight fairing was designed by aeronautical engineers to generate downforce, which stabilises the bike at high speeds.



"The Kawasaki Ninja H2R is too powerful to ride on the road"

technology that allow motorbike engines to generate extra power or operate more efficiently.

The Ninja H2R, for example, is fitted with a supercharger that boosts the power output of the engine to levels too high for road use. Along with other superbikes such as BMW's S1000RR and Ducati's 1299 Panigale S, it also includes sophisticated features that control the bike's

mechanics on the fly to ensure the best possible ride. These include dynamic traction control, which maintains a consistent grip on the road and thereby provides improved manoeuvrability, braking and acceleration. Essentially, a traction control system constantly monitors whether the wheels are turning at the same speed. If a difference is detected, the power going to the rear wheel can be adjusted to slow it down. One example is Italian firm GripOne's 3D-Intelligence system,

which receives data from sensors that measure variables such as tyre load, speed and the bike's lean angle up to 200 times per second.

The next generation of motorbikes could be even more manoeuvrable if flexible smart materials supersede conventional jointed bike frames. This idea is built into BMW's Motorrad VISION NEXT 100 concept bike, the German auto maker's vision of two-wheeled transport in the 2040s. The bike's so-called Flexframe is one piece that turns in its entirety in response to

Honda Riding Assist

The revolutionary technology that keeps a bike upright even when it's standing still

Self-propelled

Honda has demonstrated the Riding Assist bike starting, stopping and manoeuvring through doors without a rider.

Small turns

Slightly turning the front wheel left and right helps to keep the bike upright.

Shapeshifter

When the bike is standing still, the angle of the front forks changes, extending the wheel outwards.

No gyroscopes

Rather than use traditional gyroscopes, which would add considerable weight, Honda's engineers have used balancing technology from their ASIMO robot.

The Hildebrand & Wolfmüller's four-stroke engine was capable of providing speeds of up to 45km/h



digital companion that makes imperceptible changes to the engine to keep it running in an optimum state for the prevailing conditions.

Although state-of-the-art bikes like the VISION NEXT 100 and Ninja H2R have taken on-board computers to the next level, electronic systems that allow a rider to perform actions like braking and shifting gears with a single button are not new. Many premium motorbikes now include ride-by-wire technology as standard, which replaces the old system of cable connections between the rider's controls and the engine. When the rider opens the throttle, for instance, the action is converted to an electrical signal by a transponder. This signal is then sent to the bike's electronic control unit,

steering. This should reduce mechanical stress and wear on moving parts.

Other features of this bike, according to BMW, are tyres that adapt to the terrain and an engine that changes shape to improve aerodynamics depending on whether the bike is stationary or moving. BMW's prototype is also fitted with a

which initiates the appropriate follow-up action, such as injecting more fuel.

Wireless technology is also linking riders to their bikes through their clothing. Bluetooth-enabled gloves allow riders to control music and answer phone calls. Meanwhile, smart helmets offer the potential for even more sophisticated interaction. Skullly captured the headlines in 2014 with a successful Indiegogo campaign that raised money for the development of a helmet that incorporated a rear-view camera, heads-up display (HUD) and a smartphone link for sourcing turn-by-turn directions and hands-free calls. Unfortunately, it never entered production, but it wasn't the only advanced motorbike helmet in development.

Green machines

It isn't quite the same thing as the steam-powered velocipedes of the 19th century, but using hydrogen and oxygen – the constituents of water – in hydrogen fuel cells to power vehicles could make motorcycles greener.

Fuel cells produce electricity through a chemical reaction that strips electrons from hydrogen atoms. Oxygen may later combine with these electrons and the hydrogen atoms, resulting in the production of water as a waste material. Suzuki demonstrated a motorbike called the Crossage at the Tokyo Motor Show in 2007 that uses a hydrogen fuel cell to charge a lithium-ion battery. However, as appealing as this sounds for its low environmental impact, the Crossage remains a prototype.

More promising is the use of electrical batteries that can be charged from the mains or a charging station, like Tesla cars. Manufacturers including Zero, Honda and Harley-Davidson are already testing battery-powered motorbikes.



Advanced motorcycles may one day utilise hydrogen as a fuel

Airbus APWorks Light Rider

Meet the 3D-printed motorbike that is light enough to lift by hand

Body cavities

Parts of the frame are hollow so that cables can run through them.

Lightweight

The Light Rider warrants its name because it only weighs 35kg.

Unbreakable

The frame is made of a corrosion-resistant aluminium alloy called scalmalloy that is supposedly almost as tough as titanium.

Multilayered

Scalmalloy is made up of thousands of layers of aluminium alloy, each of which is only 60 microns thick.

Zippy

The engine is powerful enough to get the bike from 0 to 45km/h in just three seconds.

Inspired by life

An algorithm was used to design the body using strong natural skeletal and organic structures as a model.



© Honda; Airbus AP Works; WIKI/ Hildebrand Wolfmüller



The Z-Force electric motor found in Zero motorcycles can be charged at standard electrical outlets

"Electric bikes could be charged from a charging station, like Tesla cars"

At CES 2016, BMW displayed a design that also incorporates a programmable HUD. Looking to the future, BMW's engineers are even envisaging a world without helmets. As part of the VISION NEXT 100 project, they've designed data glasses that detect where the rider's looking and accordingly display a virtual rear-view mirror, maps or menus that the rider can manipulate with hand gestures.

Tagged with nicknames such as 'widow makers', motorbikes have long had a reputation for being dangerous. Education about speed and wearing good leathers has gone some way towards correcting that, but manufacturers have also been adding tech that make riding safer. A 2015 report published by the Victoria State Government in Australia concluded that anti-lock braking systems (ABS) could reduce the rate of deaths and severe injuries by 31 per cent. Most road bikes now come with at least the option of ABS.

Like bicycles, motorbikes have separate brakes for their front and rear wheels. Speed sensors monitor how fast these wheels are going. When the rider is applying the brakes, the ABS controller uses this data to make minor adjustments to the brakes on one or both wheels, thus ensuring they don't lock and cause the bike to skid or fall over. Even with ABS, many motorcyclists will fall off their bikes at some point. Thankfully, that's less likely to hurt these days due to recent innovations in what riders wear. UK company D3O has developed special polymers that it uses to make flexible but impact-resistant protective body armour for MotoGP and motocross racers. Several companies are also offering jackets that contain airbags. Alpinestars' Tech-Air jackets, for example, include sensors that activate the

internal airbags when the jacket is zipped up. If the rider is thrown from the bike, the airbags rapidly inflate to protect their back, kidney areas, chest and shoulders. But even falling off could become a thing of the past with the arrival of self-balancing motorcycles. Honda is calling its version Riding Assist. The concept draws on the company's work in robotics and physics principles associated with the position of the bike's front wheel. Riding Assist would be a boon to novice riders who struggle with balancing, and all riders will have one less thing to worry about when navigating through slow traffic.

With the recent focus on self-driving cars, the next step after self-balancing motorbikes could be bikes that ride themselves. Google has reportedly already begun testing the idea, and a promotional video for Honda's Riding Assist shows the bike following its rider. Then there are the Brigade and Interceptor self-driving police motorbikes. Designed by Charles Bombardier, founder of Imaginative.org, it's envisaged that these vehicles could scan for traffic violations and other threats to law and order using 3D cameras. While these designs are only speculative, they foretell a future in which motorcycles aren't going to be geared only to enthusiasts. With vehicles filling up our roads, some motorbike manufacturers are investing in ways to reduce our environmental impact. These include using zero emissions power sources, and vehicles like Toyota's i-Road that blur the lines between cars and motorbikes by borrowing design features from both. These innovations are prototypes today but if they prove to be viable, motorbikes could yet become tomorrow's mode of personal transport for the masses.



"BMW's engineers are envisaging a world where helmets won't be needed"

ABOVE BMW's concept for a heads-up display shows up-to-date journey information on the helmet's visor

RIGHT Toyota's three-wheeled electric i-Road steers like a car but leans around corners like a motorbike



Riderless motorcycles

Meet the two-wheeled patrol vehicle concepts that could replace bobbies on the beat

Body armour

The frame would be built of a high-strength, low-weight material, such as carbon fibre.

Balancing act

Two gyroscope rotors would prevent the bike from falling over when it's motionless or travelling at slow speeds.

Just the ticket

Once an offender is identified from a scanned number plate, they could be sent a ticket by e-mail or SMS.



Watchful eyes
Two 360-degree panoramic cameras mounted on the top could monitor activity in every direction.

Blues and twos
Flashing strobe lights would signal to attract the attention of an offender such as a speeding driver.

Incident report
If illegal activity is suspected, the cameras could record it and stream the video to police officers stationed nearby.

Electric detective
The 24-horsepower electric engine will be quiet enough to creep up on offenders and be emission-free.



On patrol
These vehicles are designed for slow surveillance of city streets rather than high-speed chases that would drain the battery quickly.

Motorcycle milestones

Major events on the route from steam cycles to superbikes

- 1867** Ernest Michaux builds the Michaux-Perreaux steam velocipede. Several similar inventions soon appear.
- 1884** Edward Butler unveils the three-wheeled Butler Petrol Cycle, which has a two-stroke engine.
- 1894** The Hildebrand & Wolfmüller Motorrad (German for 'motorcycle') enters production.
- 1906** A new Harley-Davidson motorcycle factory is built in Milwaukee, Wisconsin, US.
- 1949** The first motorcycle Grand Prix takes place on the Isle of Man.
- 1951** The Birmingham Small Arms Company becomes the world's largest manufacturer of motorcycles.
- 1970s** Japanese motorcycle companies, such as Suzuki and Honda, start to dominate.
- 2010** The specially-designed Ack Attack sets the motorcycle world land-speed record at 606km/h in Utah.

© Charles Bombardier/Imaginactive.org/Toyota



WORLD'S FASTEST TRAINS

DISCOVER THE LEVITATING TRAINS
THAT GO FASTER THAN 300MPH



For many of us, the daily train commute is a slow, boring necessity, but what if you could travel at a mind-bending 430 kilometres (267 miles) per hour? That is the reality for passengers travelling on the world's fastest train, the Shanghai Maglev.

High-speed trains have been around since 1964, when a line between Tokyo and Osaka in Japan was built to reach speeds of 210 kilometres (130 miles) per hour. This shortened the time it took to travel between two of Japan's largest cities dramatically, and the world's love of high-speed rail was born.

Many of the world's fastest trains today use magnetic levitation to achieve daily speeds that are over six times the British motorway limit. However, high-speed travel is possible without using magnets. Britain has plans for its second high-speed rail track, from London to Manchester and Leeds via Birmingham, called HS2. The project's technical director, Professor Andrew McNaughton, explains there are other ways to achieve super-speed. "The point of contact between the steel wheel and the steel track is


only the size of your fingernail, so we are not too worried about friction, plus the energy required to levitate a train is huge", he says. "HS2 will have 100 horsepower, which is four times more than [in] normal trains. It will only stop at a few stations so won't have to slow down and speed up often at all."

The proposed HS2 train will drastically reduce the time it takes to get between the south and north parts of England by simply using a more powerful engine and fewer stops. However, even though the engine is more powerful, it doesn't actually use that much more energy. The train will use a big burst of power to get up to speed and essentially coast along after that. It will be able to reach a top speed of 360 kilometres (224 miles) per hour and have an average speed of 230 kilometres (143 miles) per hour on its cross-country journey. This will halve the time it takes to get from London to Manchester.

Whether they are suspended in the air or equipped with a monster of an engine to get them off the starting line, high-speed trains are revolutionising the way we travel.

Jet-powered trains

While magnetically driven trains seem to be the future, back in 1966, rockets were all the rage, so naturally someone decided to pop a couple onto a train to see how fast they could go. That person was New York Central Railroad engineer Don Wetzel. He was engaged in an experiment to see how fast he could make a train travel, so used two General Electric J47-19 jet engines on a Budd Rail Diesel Car train with a modified nose for extra streamlining. They named it the Black Beetle and on one run it hit a monumental 295.6 kilometres (183.7 miles) per hour. This remains the record for the fastest train ever to run in the USA, but Wetzel's idea wasn't to last. Rocket-powered trains did not become a viable alternative to steam or electric as they were expensive, difficult to source and provided unmanageable amounts of thrust for commercial use.




Inside a speed machine

How do maglev trains travel hundreds of miles per hour?

Advantages

The obvious advantage is getting to places much, much quicker. The HS2 high-speed train will halve the journey time between the London and Manchester, which will be a great boost to both cities. The Beijing to Shanghai high-speed railway cuts the journey time from nearly ten hours to five. The other huge benefit is that maglev trains don't have engines so there are fewer things that can malfunction. They are solely powered through electromagnets in the track and train and batteries inside the train.



Cooling off

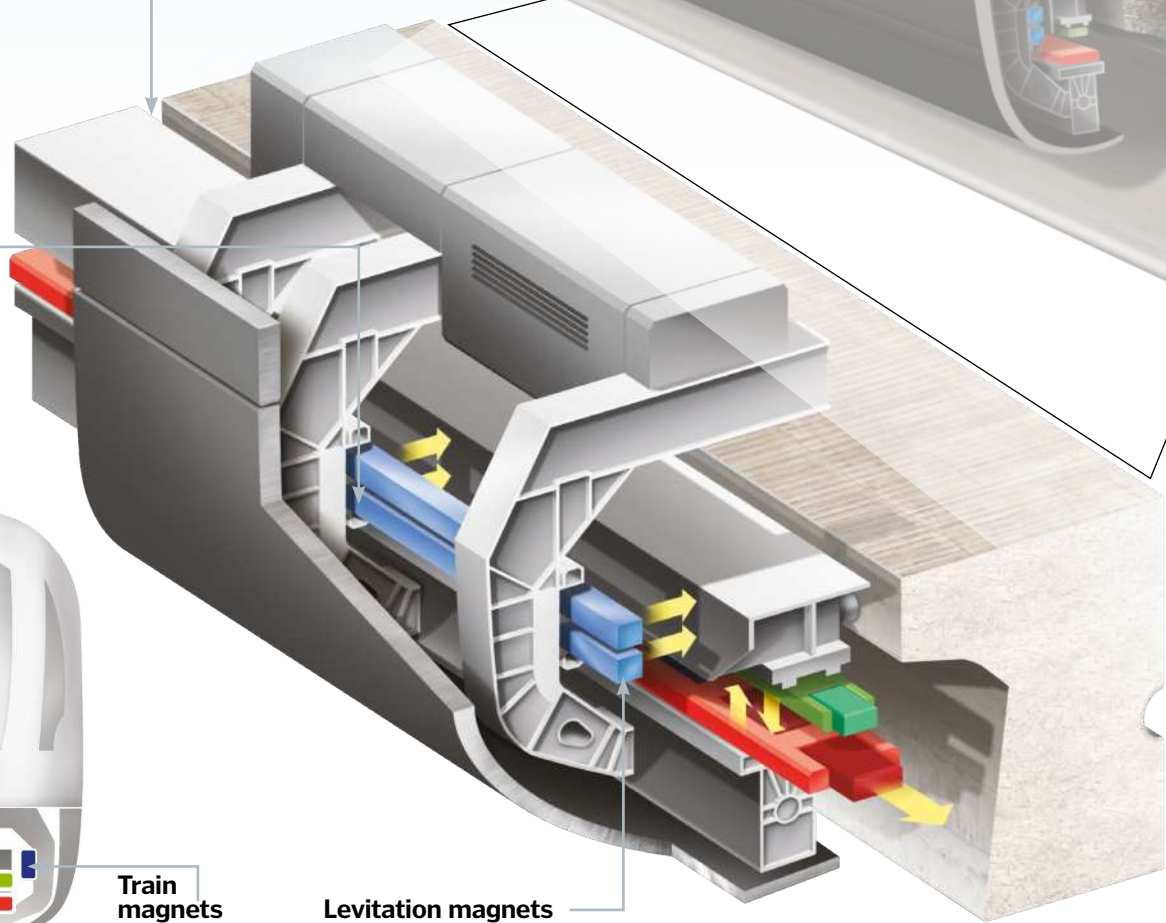
In some systems, the magnets can need to be super-cooled to prevent them overheating.

Inductrack

A cheaper system uses coils of copper wire arranged in such a way as to produce a constant magnetic field and the train's motion sends a current through the coils, propelling the train upward and forward.

Defying gravity

As it is not actually touching the track any more, the train has no friction to work against so can go faster.




Train magnets

Magnets are placed on the train, facing toward the coils.

Levitation magnets

Magnets placed underneath the track repulse the train's magnets, pushing the train up and away from the track.



Attraction and repulsion

The train's magnets are pulled toward a coil when its pole is opposite to it and pushed away when the poles are the same.

Aerodynamic shape

High-speed trains are designed with a pointed nose like an aeroplane to cut through the air.

Disadvantages

The main problem with maglev trains is that they are a closed system. This means they can only run on a specially designed rail and no other trains are able to run on their tracks. It is for this reason HS2 decided to use traditional technology for their trains so they could continue to non-high-speed destinations. They are also very expensive to build, the cost of the 30-kilometre (18-mile) Shanghai Maglev being £720 million (\$1.2 billion). Keeping the magnets cool as well is a costly task, although it does save energy.

Guideways

The guideways are generally made of steel or reinforced concrete to provide stability, strength and longevity.

Electric supply

An electric charge runs through coils embedded in the track, magnetising them.

Magnetic coils

As the electricity passes through each coil, the polarity changes.

Propulsion

The pull comes from in front of the train and push once it has passed. This propels the train forward.



The secret behind reaching these incredible speeds is electromagnets. The maximum speed of conventional trains is limited by how powerful the engine is and how fast the wheels turn, but magnetic levitation (maglev) trains have neither of those drawbacks. This is mainly because they don't have engines or wheels! They hover between one and 10 centimetres (0.4 and four inches), suspended by magnets – both on the track and under the train – which repel each other. Magnetic coils ahead of the train are turned on, pulling the train forward with magnetic attraction. As the train reaches the coil, the magnet is turned off and the next one is turned on. The aerodynamic design of the train, together with the absence of friction from wheels and the strong electromagnetic forces, contribute to speeds of up to 430 kilometres (267 miles) per hour.

High-speed trains are constantly being developed and improved. In Germany, engineers have developed an electromagnetic suspension (EMS) system, called Transrapid. This utilises regular electromagnets and an additional set of magnets to guide the train. This prevents the carriages from rocking during turns by wrapping the Transrapid around the guideway, while the maglev sits on a cushion of air. It's reported that these EMS system trains are able to reach blistering speeds of 482 kilometres (300 miles) per hour.

In Japan, a new system currently being developed is called electrodynamic suspension. This involves the electromagnets being super-cooled and conserving energy, making the system much more efficient in terms of energy use, but is very expensive. Another downside to this system is that it needs to run on rubber tyres until it reaches a speed of 100 kilometres (62 miles) per hour, which causes unwanted friction.

The latest development to come out of the world of high-speed train travel is the Inductrack. This uses normal magnets that don't have to be super-cooled or electrically powered, but do involve the train using its own energy source to get up to speed and levitate before the magnets are able to pull it along. These magnets are made from a revolutionary neodymium-iron-boron alloy that dramatically increases the power of the magnetic field.

Shanghai Maglev

The Shanghai Maglev is currently the world's fastest commuter train, reaching a top speed of an eye-watering 430 kilometres (267 miles) per hour, and that's just its operating speed. In testing it hit 500 kilometres (311 miles) per hour. It transports passengers along the Shanghai Maglev Line from Shanghai's Pudong Airport to the Longyang Road train station. The track is 30.5 kilometres (19 miles) long, with a journey time of just seven minutes and 20 seconds, as it travels at an average speed of 251 kilometres (156 miles) per hour. It has been running since 31 December 2002 and available to the public since 2004, so has held the record for the fastest commuter train in the world for an astonishing ten years, a monumental achievement in an industry where innovation and improvement seems to happen with incredible regularity.

Who dreamt up magnetic trains?

The idea for magnetic levitation was first proposed in 1914 by Frenchman Emile Bachelet, who developed the rather brilliant idea of a series of magnets being turned on and off along a track to pull a train along. It didn't catch on back then, however, due to the spotty reliability of the electricity supply, but paved the way for the incredible, superfast technology we see today. The improvement in electric technology and the streamlined shapes of trains have allowed them to go faster and faster until they have reached the amazing speeds we see today in the Shanghai Maglev and Japanese Shinkansen.



Train station

430km/h

(267mph)

Shanghai Maglev

(249mph)

2006 BAR Honda F1 car

400km/h



111 HOURS

It would take the AGV Italo 111 hours to circle the equator

7 BILLION

Shinkansen trains have carried over seven billion passengers since 1964, that's the population of the entire planet. To date, there has not been a single accident

Regenerative brakes

Traditional brakes work by clamping onto the wheels of the vehicle and slowing it down through friction. However, this wastes energy by turning it into heat. Regenerative brakes reverse the electric motor so it stops producing electrical energy for forward motion and instead converts the vehicle's momentum into stored energy that it can use to set off again. Alternatively, it can send that power down the track for other trains to use. This fantastic innovation not only helps to stop trains but now creates power when before it was lost, making the whole process much more efficient.

Battery

The key to making the most out of the phenomenal amount of energy potential in regenerative braking systems is how to store it. That's why places like Philadelphia's Southeastern Pennsylvania Transportation Authority have installed a huge battery that can hold a megawatt of electricity. That is enough to boil 7,500 litres (1,981 gallons) of water. Power produced from regenerative braking or any of the other energy-gathering technologies is delivered here. They can then use this power to run trains or, if there is more than they need, they can sell it, so not only are they saving the environment but making money too!

Sensors

An incredible amount of weight and pressure is placed on train tracks and, although it doesn't waste energy, there is still a lot that can be harvested from it. To gain energy from the weight of the train, piezoelectric crystals are placed under the tracks. They have an amazing property that makes them release an electric charge when pressure is put on them. As the train thunders over these crystals, they are squashed, release a charge and turn that into electrical energy that can be used in a variety of areas. Each one can be used time and time again, providing free, renewable energy.

Energy-saving technology

One of the main frustrations in train travel is the energy lost in braking as a train pulls into a station. However, developments in braking technology has found a way to not only reduce the energy lost in braking but turn it back into electrical energy to use when

starting up again. This could revolutionise train manufacturing, as trains will need much less powerful engines to haul themselves from a standing start. In fact, regenerative brakes are just one of a long line of ways energy can be saved and created.

Turbines

Designers in Italy, Korea and China have plans to start putting wind turbines in train tunnels and on tracks underneath the trains to harvest energy. As the train whooshes past, the wind flies into the turbines, which generates electricity using wind power. Again, this is successfully harnessing power created by the train to create energy for use on the track or in the community.

Eight incredible railways and trains

Ever since the first working railway was created in England over 400 years ago, in 1603, engines have evolved from primitive coal-powered mechanisms to super-efficient electric motors, meaning that they are able to travel much longer distances, both faster and with less resources for each unit of power. However, this has also meant that humans have had to get constantly more creative with the ways they overcome the challenges of travelling over and under – and sometimes straight through – tricky terrain. Through incredible and imaginative engineering, trains are now able to go over mountains, through hills and even under the sea. There are some lines that represent the dream of a life of luxury, while others are a daunting experience you probably wouldn't want to repeat in a hurry! But which are the most extreme of all?



The world's most dangerous railway

One of the most dangerous railways in history is the Chennai-Rameswaram railway line, which links mainland India with the island of Rameswaram. In 1964 the train, which still has to battle furious crosswinds, was hit by a huge tidal wave, knocking it off the tracks, killing all 115 people on board and demolishing part of the track. Although it has been rebuilt to be safer, it still crawls along the bridge at just over eight kilometres (five miles) per hour.

STAT

The Chennai-Rameswaram train travels at around the same speed as a swimming penguin



The world's longest

If you want to get across the world's largest country, you'll need the world's largest railway. Back in 1891, the Russians built the Trans-Siberian Railway. It spans over 9,200 kilometres (5,700 miles) and transports vital goods like oil, coal and grain. It was finished in 1916 and linked the inhospitable Siberia with the rest of Europe and Asia. Four kilometres (2.5 miles) of track were laid every day using stone to provide a stable surface in the swampy stretches and light metal and wood for the tracks themselves.

STAT

The Trans-Siberian Railway cost around seven times as much as the Golden Gate Bridge.



The world's highest

If you've got a head for heights, it could well be worth taking a trip on the world's highest railway, taking you from China to Tibet. It's called the Qinghai-Tibet railway and treats passengers to incredible views across the Qinghai-Tibetan Plateau. The Lhasa Express reaches a dizzying 5,072 metres (16,640 feet) high with an average elevation of over 4,000 metres (13,123 feet) above sea level. It also houses the world's highest railway station, the Tanggula, which sits at 5,068 metres (16,627 feet) above sea level.

STAT

The highest point of the Qinghai-Tibet railway is 262m (860ft) higher than Mont Blanc.



The world's lowest

The Seikan railway tunnel connects Japan's Honshu and Hokkaido islands and sits 140 metres (460 feet) underneath the seabed, making it lower than any other railway. It was built between 1971 and 1988 and will be able to accommodate the superfast Shinkansen from 2016. The tunnel itself is nearly 54 kilometres (33.6 miles) long, with just under half of it below the seabed. 50 train journeys go through it every day, transporting people and freight between the two islands.

STAT

The tunnel used 85,000 tons of cement, enough to build a 10m (33ft)-wide wall higher than Burj Khalifa.



The world's busiest train station

The Shinjuku Station in Tokyo is the world's busiest station, seeing an astonishing 3.64 million passengers board trains every day. There are 200 exits at the station in order to serve the huge numbers of people that come through its doors daily. A train arrives at one of its platforms every three seconds on average. The most popular line by far is the JR line, which takes nearly half the passengers who use the station.

STAT

More people use the Shinjuku Station every day than live in the country of Latvia



The world's longest station platform

In October 2013, work was completed on the longest train platform in the world. It measures a vast 1,366 metres (4,482 feet) and spans the length of the Gorakhpur railway station in India. When they built the station, they made sure they had the world's longest platform, eclipsing the previous record, which also happened to belong to a train station in India, by 294 metres (965 feet).

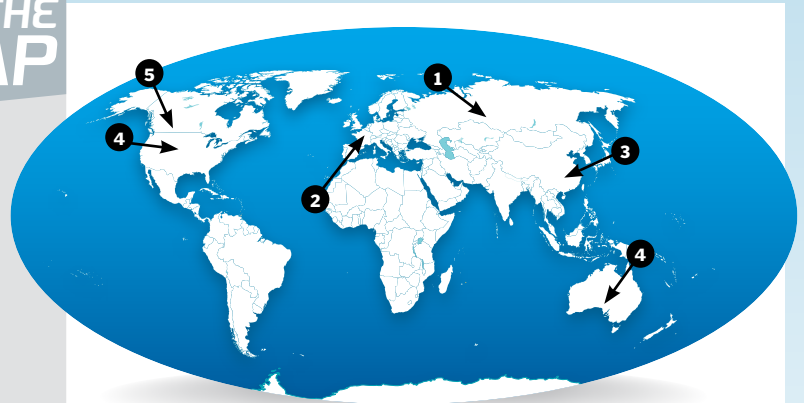
STAT

It would take Usain Bolt at least two minutes and 11 seconds to run the length of the Gorakhpur platform.



The world's longest railways

- 1 Trans-Siberian Railway
- 2 Orient Express
- 3 High-speed Shanghai to Guangzhou
- 4 Texas Eagle Chicago to LA
- 5 Toronto to Vancouver
- 6 Perth to Sydney



The world's most famous train

If you're asked to name a train, you'll probably either say Thomas the Tank Engine or the Orient Express. As one is fictional, we'll focus on the one that travelled between Paris and Istanbul for 94 years, before being discontinued in 1977. It had four sleeping cars, each of which held ten compartments for snoozing in. It wasn't a technological marvel, but its romantic mystique kept it chugging away for the best part of a century.

STAT

The Orient Express took 60 hours to travel the 3,000km (1,864mi) between Paris and Istanbul.




The world's oldest working train

Built by the UK-based Kitson, Thompson & Hewitson in 1855, the EIR-21 and EIR-22 steam locomotives are still running, transporting passengers between the cities of Alwar and New Delhi in India. Weighing in at a hefty 26 tons, each train can deliver 97 kilowatts (130 horsepower) and can reach 40 kilometres (25 miles) per hour. That's not bad for an almost 160-year duo of steam locomotives...

STAT

In the 159 years since EIR-21 and EIR-22 were built, Britain has had six different monarchs.



A look inside the giants of the sky



66

54 Super jets
These jets take aircraft beyond what's imaginable and show what the future holds

62 Boeing 787 Dreamliner
This plane has transformed commercial flight and dominates transatlantic flights

66 Next-Gen Concorde
Could we breathe new life into this iconic plane and cross the Atlantic in three hours?

70 On board a cargo plane
The giants that transport huge loads, find out how they can fit it all in and still stay airborne


72 VTOL aircraft
See how engineering has evolved to allow these planes to achieve incredible feats, often in rather confined spaces

"Discover the tech powering planes of tomorrow"





66



54



62



72

SUPER JETS

THE TECH POWERING PLANES OF TOMORROW

■ VERTICAL TAKEOFFS ■ WINDOWLESS DESIGN ■ SELF-HEALING TECHNOLOGY



On 1 January 1914, the world was changed forever when the first commercial flight took to the skies. It flew between the cities of St Petersburg and Tampa in the state of Florida in the United States, lasting a total of 23 minutes and covering a distance of 33.8 kilometres (21 miles).

This landmark event came 11 years after the famous Wright brothers' first powered flight, and marked the first time someone paid to be a passenger on an aircraft. The plane was the boat-like Benoist XIV, which only had room for the pilot and the auction-winning bidder, who coughed up a healthy \$400 for the experience.

That would be over \$9,500 (£5,850) in today's estimated currency value.

Today, people are likely to pay over 100 times that initial amount for a ticket on a suborbital flight. These space planes will take their passengers into orbit, cutting the time from London to the US west coast down to an astonishing 60 minutes. However, it's not just the passengers that are getting a boost. Plans are well under way for smartplanes that can sense when they've got a problem and even heal themselves mid-flight.

The last 100 years have seen startling improvements in commercial aeroplane

technology, such as enormous double-decker jets that can carry up to 853 passengers in a single haul, planes that can circle the world in less than two days and, of course, the legendary Concorde that took over 2.5 million people through the sound barrier.

Over the next few pages, we look to the next century of sparkling innovation to see what the aircraft of the future might look like. Commercial flight has come a million miles from that first wooden biplane journey, so buckle up, put your tray into the upright position and please stay seated for the duration of your journey.

SKY WHALE

Is this three-storey concept vehicle the future of travel?

The Airbus A380 currently holds the title for the biggest passenger plane, but that could all change. Called Sky Whale, this concept aeroplane would have a wingspan of 88 metres (289 feet), compared to the A380's 80 metres (262 feet). It would seat 755 passengers, making it economically viable for airlines. The Sky Whale would be able to fly further without refuelling thanks to a double fuselage, and solar cells on the wings would harness power from the Sun. Designed by Oscar Viñals, the aircraft also boasts innovative features such as tilting engines for near-vertical takeoffs. Visit www.behance.net/ovisdesign for more.

Design: Oscar Viñals

The engines rotate up to 45 degrees for a vertical takeoff



During a crash landing, the wings would separate from the body.

Solar cells draw power from the Sun.

First class will have unbeatable sky views.

Virtual reality windows.

755
Seats
on three
levels

Laser guidance system.

Near-vertical takeoff ability.

The Sky Whale is a radical reimagining of the commercial aeroplane

Design: BAE Systems

THE SURVIVOR

Self-repairing plane technology with 'human-like' skin

£117m
Research costs in 2013

Microsensors

Tiny sensors on the body of the plane can be as small as grains of rice. Collectively, they would have their own power source.

Information transmission

The sensors are paired with software to transmit information to human operators and the self-healing system.

Detection

The microsensors would detect vital information such as temperature, wind speed and any damage sustained.

Storage

Lightweight adhesive fluid is held in carbon nanotubes around the plane's body.

Surveillance

This self-healing technology is designed for surveillance aircraft that are at risk of attack.

Healing

The fluid is piped to the damaged area where it hardens, patching up the problem.

Movies like *The Terminator* may have warned us not to create technology that can heal itself, but the folks at BAE Systems decided to press on regardless. The UK company has unveiled futuristic designs that could revolutionise the method – and speed – that planes are repaired by 2040.

The aircraft's body would be covered in tens of thousands of microsensors that detect wind speed, temperature and any damage sustained. The craft would be able to heal itself in mid-air thanks to a grid of

carbon nanotubes that hold a lightweight adhesive fluid. This would be released to the damaged area and quickly harden – like blood forming a scab on a cut – enabling the craft to continue its flight.

This advanced use of materials would create an extremely hardy jet capable of entering the most dangerous of scenarios to complete vital missions, according to a BAE Systems spokesman. They are calling it *The Survivor*, and that's not the only technology the company believes could be incorporated in

military aircraft in the future. Another type of jet, known as *The Transformer*, would combine smaller sub-aircraft during travel and then split off. This would increase range and save fuel by reducing drag when they fly together.

Despite edging us ever closer to *Skynet*, this technology is hugely exciting for the aviation industry as smart planes would send maintenance costs and times plummeting, leaving us much more time to plan how to prevent them from rising up against us!

SMARTER SKIES

Design: Airbus

The most energy-efficient plane on the planet

Airbus has always been at the forefront of aviation technology and its futuristic Smarter Skies concept aims to be more efficient and eco-friendly. Here are a few ways in which it's hoping to make future air travel better for passengers and the environment by 2050.



9mn tons of fuel that could be saved



Learn more

To have a good look around the most futuristic cabin ever, download The Future By Airbus app for free from iTunes. It gives you a virtual tour of the flight you could be catching in around 35 years.



ECO-CLIMB

Electromagnetic motors built into the runway would save fuel and reduce noise pollution. They could launch the plane into the air on take-off and capture it as it lands, slowing it down safely. This would save fuel by removing the need for heavy landing gear, but would require every airport to have the same system.



CONCEPT CABIN

Airbus is looking to do away with cramped seats, narrow aisles and class warfare. Instead, planes will be split into zones, such as a relaxation zone, an interaction zone and a smart tech zone. The latter could hold seats made of materials that have a 'memory', morphing to each passenger's body shape.



BETTER TOGETHER

Birds flying in their V formation reduce drag by up to 65 per cent. Airbus is proposing planes on popular routes could club together and fly in formation, reducing fuel burn by ten to 12 per cent. That could save over 10,000 litres (2,640 gallons) of fuel on a journey between London and New York.

IXION Design: Technicon

Panoramic views that bring the outside in

Apart from using newer materials and streamlining, actual aeroplane design has changed very little over the years. However, Technicon Design is an international company trying to change all that with its concept of a windowless jet called the IXION.

Gareth Davies, design director at Technicon Design, explains his vision for future planes: "Windows are complicated things to put into aeroplanes. Each window can add 15 kilograms (33 pounds) to the overall weight and they're not aerodynamic. Our plan is to remove the windows and fit 4K HD cameras to the wings and body that can display images of whatever's outside onto flexible OLED screens inside the plane."

This would give an uninterrupted panoramic view from the inside, while reducing weight and simplifying construction. A myriad of potential cabin moods and themes would be opened up: "You'll be able to control what is displayed on the screens from your smartphone." This could result in a future where passengers travelling over a featureless ocean could be treated to sights like the New York skyline, a desert or even Godzilla taking on downtown Tokyo.

If you don't fancy looking at the same view as everyone else, the concept also suggests parallax screens that can only be seen by the person sitting in a particular seat. To create a truly flexible seating arrangement, passengers would be tracked so their screen follows them to whatever seat they sit in.


Solar panels would also be employed to power internal electronics. This would generate alternative power for the low-voltage systems on board when the engines are idle and save five per cent of the total fuel used. The designs challenge conventional thinking on every level. "We wanted to imagine a possible next step forward", he continues. "The first stage in any innovation is imagination."

Gesture driven

The screens will be gesture driven, rather than using physical devices or remote controls.

Parallax screens

Screens are set up around the cabin so that only specific people can see each screen.



Moveable tech

Each passenger is tracked so they can view their own screen wherever they sit.

**360°
Panoramic
views**

Windowless design

The idea behind the windowless design has two main advantages. First, it makes the plane easier to build and more streamlined. Second, and more exciting, is it lets you do crazy and cool things like the image shown here on the right.

4K HD cameras mounted on the wings and body of the plane will be connected to OLED panels in the wall, which will display the outside images in real-time. This is done in the same way as a video camera can display images on a TV using an HDMI cable. The video is taken, sent down a cable to the screens where they are enlarged and reappear as a high-definition live feed.

The screens can also be operated by the passengers, where gesture controls will allow you to make presentations to a group, hold video conferences or watch a film on the wall of the plane. Welcome to the future!



Smartphone enabled

Images from a smartphone can also be displayed on the screens.

Bringing the outside inside

The images from the external cameras will be displayed on OLED screens inside the plane.

Solar panels

Internal electronics will be powered by solar panels on the plane's body.

OLED screens

Thin, flexible plastic screens replace the traditional porthole windows, giving passengers panoramic views.

Windowless body

The lack of windows makes the IXION easier to build, lighter and more streamlined.

Cameras

4K HD cameras will take real-time video of the world outside the plane.



Passengers could be treated to a panoramic view of the world outside their plane. Would you dare look down?

Solar-powered planes

How planes harness the Sun's energy

Silicon sandwich

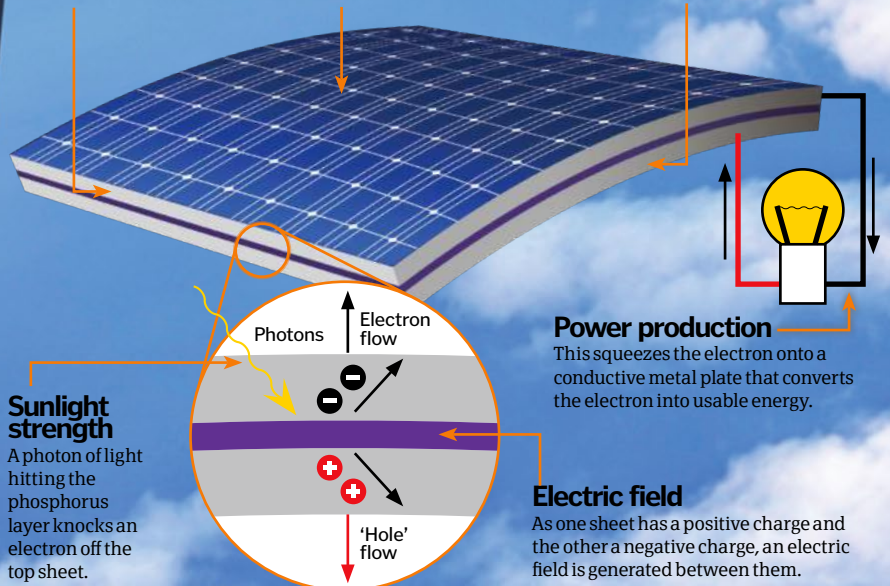
A solar panel is made up of two sheets of silicon, split up into lots of photovoltaic cells.

Top layer

The top layer is coated with phosphorus, which increases the number of free electrons on that side.

Bottom layer

This layer will be coated with boron, which decreases the number of free electrons.



SPACE PLANES

These out-of-this-world vehicles are boldly going where no commuter has gone before

Travelling faster than the speed of sound, Concorde made it from London to New York in around three hours. However, that's sloth-like compared to the space plane aiming to travel from Europe to Australia in half that time.

That craft is SpaceLiner, being developed the German Aerospace Center. This 83.5-metre (274-foot) long craft could carry up to 100 passengers up to 80 kilometres (50 miles) into the air, gliding in sub-orbit at over 20 times the speed of sound. It would be delivered into the higher layers of our atmosphere by LOX/LH₂ (liquid oxygen and liquid hydrogen) rockets before disengaging at nearly four kilometres (2.5 miles) per second. This would allow it to reach Australia from Europe in as little as 90 minutes from takeoff to landing.

Also on the horizon are the Virgin Galactic and Skylon space planes, which are looking to go directly up from – rather than around – the Earth. Virgin Galactic's SpaceShipTwo will be launched from a jet-powered plane. It will take passengers into space for a few minutes before returning to Earth. Skylon, on the other hand, is an unmanned, reusable space plane designed to carry 15 tonnes of cargo into outer space and return. This would make it much easier and cheaper for private companies to send cargo into space for use on satellites and space stations.


They used to say the sky's the limit, but the next generation of passenger and cargo planes have shown that it's only the beginning.

SKYLON

Inside the SABRE engine

What is powering this new, reusable rocket Skylon?

£360m
Estimated cost of SABRE development programme



Saving weight

This system saves an incredible 250 tons of oxygen per journey and removes the need for jettisoned parts.

Compression

The air is compressed until it reaches 140 atmospheres.

The air is cooled by the helium until it is almost liquid form itself.

Burning

The oxygen is burned in the usual way to create thrust, ejected from the nozzles at the rear.

Combustion chambers

The pressurised air is pumped into the combustion chambers. If it hadn't been precooled it could melt all known materials.

This mode uses on-board liquid oxygen as a propellant to make the rest of the journey into orbit.

VIRGIN GALACTIC

Design: Scaled Composites

Richard Branson announced to the world in 2004 that he would be sending tourists into space, making Virgin Galactic the first commercial space plane. However, despite original plans to launch a flight in 2007, Virgin Galactic is yet to take its first batch of space tourists into the Solar System.

The ship will be carried to a height of 15,240 metres (50,000 feet) by the support craft WhiteKnightTwo. The crafts will detach and the passenger ship will fire its rockets to take its

passengers out of the Earth's atmosphere and into space.

After four to five minutes it will re-enter the Earth's atmosphere, coming back to land on the runway at its New Mexico base.

The technical and logistical hitches that have set the programme back are being resolved, with the Federal Aviation Administration (FAA) clearance a major hurdle overcome in May 2014. Hopefully, the journey to outside our atmosphere is just around the corner.



The Virgin Galactic team standing in front of SpaceShipTwo



Helium cooling
Helium is cooled by liquid hydrogen flowing past it.

Heat removal
Hot air is pushed to the outside of the closed system so it doesn't interfere.

Intake nozzle
Air enters the engine from the front via the intake nozzle.


\$250,000
Virgin Galactic ticket cost

Up in the atmosphere
Once out of the Earth's atmosphere, the system switches to conventional rocket mode.

What the Skylon will look like when it soars above our skies

SPACELINER

Design: German Aerospace Center



A concept drawing of what the SpaceLiner will look like



London to Sydney in 90 minutes

We spoke to Olga Trivailo who works at the German Aerospace Center to explain what is in store for future long-distance fliers

How exactly will the proposed SpaceLiner work?

It will use standard rocket technology such as liquid hydrogen and oxygen-fuelled rockets to accelerate to Mach 25. Once it is at 70 to 80 kilometres (43.5 to 50 miles) high, the booster will detach and return to the launch site. The craft will then glide all the way to its destination.

long distances and want to cut down their time. A trip to Australia from Europe [currently] takes over 24 hours when you count transfer time and when you get there, you just don't feel human. I feel this will really benefit mankind as SpaceLiner could also be used to transport time-sensitive cargo, such as organs.

Does the lack of gravity or wind resistance play a part in its speed?

No. It cuts travelling times so much purely because it is travelling so fast from the rocket boost. It needs to go that high to go that fast so it can get the full benefit from the rocket's speed.

Will everyone be able to use it, or just the extremely physically fit?

Anyone who is reasonably healthy can travel on it. At take-off you would experience at most 2.5 g. To put this into perspective, a normal flight could create up to 1.25 g and some roller coasters experience 5 g.

What sets the SpaceLiner apart from other flight options?

The reusability is a major part in the SpaceLiner programme. The fact that we will be able to reuse both parts of the rocket makes it much more viable as a business.

When are we expecting it to come into service?

If we're being realistic, in around 30 to 35 years. We need that time because, even though the rocket technology is there, we need to make it safe for the public to use. This means finding materials that can deal with the heat of the Earth's atmosphere and making the passenger pod capable of turning into an emergency escape pod in the unlikely event of an accident.

What kind of market are you looking at then?

Initially we want to target the business-class passengers who need to travel

SpaceShipTwo has a hybrid-power rocket motor

SpaceShipTwo has already flown several test flights



Boeing 787 Dreamliner

This jetliner has transformed the commercial airliner industry, boasting significantly improved fuel economy and a host of next-gen features. We take a closer look...

At first glance the Boeing 787 Dreamliner appears to be nothing special. A new mid-sized jetliner that through its conventional design, standard power output and modest maximum range seems to, for the most part, blend in with the crowd. Just another commercial passenger jet introduced to a market hit severely by the worldwide recession. A multimillion pound piece of technology that changes nothing. But if you believe that, then you couldn't be more wrong...

That is because, as is common with most groundbreaking new technologies and ideas, the devil is in the details. Indeed, the 787 is arguably a slice of the future today, both literally (its service life is predicted to extend up to 2028) and metaphorically. The latter comes courtesy of it being the first aircraft to be designed within a mantra of efficiency over all else. That's not to downplay its numerous improvements and technological advancements in any way – this is one of the most

complex jetliners currently in operation – but in the present financial climate and arguably one that will affect the industry for years to come, this greener, cheaper and more accommodating aircraft is laying down a roadmap that others can follow. The evidence for this? How about worldwide orders of 982 planes from 58 operators to the tune of over £100 (\$169) billion?

So how is the 787 turning the dream of cheaper, more efficient air travel into a reality? The simple answer is a direct 20 per cent saving on both fuel usage and outputted emissions. The long answer is a little more complicated.

The key to the super-high performance granted by the Dreamliner lies in its adoption of a suite of new technologies and materials. Composite materials (ie carbon-fibre/reinforced carbon-fibre plastics) make up 50 per cent of the primary structure of the 787, which include both the fuselage and the wings. These are lighter, stronger

and more versatile than traditional pure-metal offerings. Indeed, when this model is compared against the Dreamliner's predecessor, the 777 – read: a mere 12 per cent composite materials and over 50 per cent aluminium – you begin to grasp what a game-changer this vehicle is to the jetliner industry.

The new materials have been partnered with a completely revisited build process, which allows each Dreamliner to be produced from fewer aluminium sheets, less fasteners (an 80 per cent reduction on the 777) and simpler drill schematics – the latter allowing a 787 to have fewer than 10,000 holes drilled in its fuselage (the 747 needed over 1 million). This saves on production costs, assembly time and streamlines the build, reducing potential points of failure, while increasing aerodynamic efficiency. In addition, more than 60 miles of copper wiring has been eliminated from the new model, again saving weight, plus streamlining the electrical



More than 50 companies have worked on the 787, each connected virtually at 135 sites worldwide



787 cabin layouts can be split into one of three configurations, prioritising capacity or class divisions

The statistics...

Boeing 787 Dreamliner

Crew: 2

Length: 57m (186ft)

Wingspan: 60m (197ft)

Height: 17m (56ft)

Max weight: 228,000kg (502,500lb)

Cruise speed: 1,041km/h (647mph)

Max range: 15,200km (9,440mi)

Max altitude: 13,100m (43,000ft)

Powerplant: 2 x General Electric GENx / Rolls-Royce Trent 1000

infrastructure. Talking of electronics, the Dreamliner has been designed with a state-of-the-art, fully electronic architecture, which through the replacement of all bleed air and hydraulic power sources with electrically powered compressors and pumps, extracts as much as 35 per cent less power from its engines at any one time. Further, a new electrothermal wing ice protection system – with moderate heater mats located on wing slats – improves de-icing levels and consistency significantly, again boosting aerodynamic performance. Wing lift performance is also improved thanks to the adoption of raked wingtips, which reduce the thrust needed by the engines.

These efficiencies combine with the heart of the Dreamliner: its twin next-generation, high-bypass turbofan engines. Two engine models are used on the 787 – both the General Electric GENx and Rolls-Royce Trent 1000 – each

delivering a maximum thrust of 280 kilonewtons (64,000 pounds force) and a cruise speed of Mach 0.85 (1,041 kilometres/647 miles per hour). Both engines are designed with lightweight composite blades, a swept-back fan and small-diameter hub to maximise airflow and high-pressure ratio – the latter, when complemented by contra-rotating spools, improving efficiency significantly. Finally, both engines are compatible with the Dreamliner’s noise-reducing nacelles, duct covers and air-inlets. Indeed, the engines are so advanced that they are considered to be a two-generation improvement over any other commercial passenger jet.

As such, contrary to initial appearances, the Dreamliner is really a wolf in sheep’s clothing, delivering standard-bearing improvements, along with a vast list of incremental ones – including energy-saving LED-only lighting – that make it one of the most

advanced and future-proofed jets in our skies today. And you know what is most exciting? Judging by Boeing’s current substantial backlog of sales, there is a high probability that you will be flying on one of these mighty machines yourself in the very-near future.



A General Electric GENx high-bypass turbofan jet engine, one of two used on the Dreamliner

Anatomy of the Dreamliner

Breaking down a Boeing 787 to see how it outpaces, out-specs and outmanoeuvres the competition



Cockpit

The Dreamliner's state-of-the-art cockpit is fitted with Honeywell and Rockwell Collins avionics, which include a dual heads-up guidance system. The electrical power conversion system and standby flight display is supplied by Thales and an avionics full-duplex switched ethernet (AFDX) connection transmits data between the flight deck and aircraft systems.

Electronics

The 787 features a host of LCD multifunction displays throughout the flight deck. In addition, passengers have access to an entertainment system based on the Android OS, with Panasonic-built touchscreen displays delivering music, movies and television in-flight.

The first completed Dreamliner was delivered to All Nippon Airways in 2011



Flight systems

The 787 replaces all bleed air and hydraulic power sources with electrically powered compressors and pumps. It is also installed with a new wing ice protection system that uses electrothermal heater mats on its wing slats to mitigate ice buildup. An automatic gust alleviation system reduces the effects of turbulence too.

Wings

The 787 Dreamliner's wings are manufactured by Mitsubishi Heavy Industries in Japan and feature raked wingtips. The raked tips' primary purpose is to improve climb performance and, as a direct consequence, fuel economy.

Cargo bay

The standard 787 – referred to as the 787-8 – has a cargo bay capacity of 125m³ (4,400ft³) and a max takeoff weight of 227,930kg (503,000lb). The larger variant – referred to as the 787-9 – has a cargo bay capacity of 153m³ (5,400ft³) and a max takeoff weight of 247,208kg (545,000lb).

Engines

Two engine models are compatible with the Dreamliner: twin General Electric GENx or Rolls-Royce Trent turbofans. Both models produce 280kN (64,000lbf) and grant the 787 a cruising speed of 1,041km/h (647mph). They are also compatible with the jet's noise-reducing nacelles, duct covers and exhaust rims.

Evolution of the jetliner

We select some of the high points in the development of the commercial jetliner

1945 Vickers VC.1 Viking

A British short-range airliner derived from the Wellington bomber, the Viking was the first pure jet transport aircraft.

1952 DH-106 Comet

The Comet was the world's first commercial jet airliner to reach production. It was developed by the de Havilland company in England.

1955 SE-210 Caravelle

The most successful first-generation jetliner, the Caravelle was sold en masse throughout Europe and America. It was built by French company Sud Aviation.

1958 Boeing 707-120

The first production model of the now-widespread 707 series, the 707-120 set a new benchmark for passenger aircraft.

1961 Convair 990

A good example of a narrow-body jetliner, the 990 offered faster speeds and greater passenger-holding capacity.

1976 Aérospatiale-BAC Concorde

A standout development in the second generation of jetliners, the Concorde delivered supersonic, transatlantic flight – something unrivalled even to this day.



A stand-up, fully stocked bar is available on each 787

Amenities

When on board passengers are offered roomier seats (across all classes), larger storage bins, manually dimmable windows, a stand-up bar, gender-specific lavatories and an on-demand entertainment system. First-class passengers receive a complimentary in-flight meal and, on international flights, fully reclinable seats for sleeping.

Cabin

The standard 787 is designed to seat 242 passengers across a three-class arrangement, with 182 seats in economy, 44 seats in business and 16 seats in first. Cabin interior width rests at 5,5m (18ft) and on either side is lined with a series of 27 x 47cm (11 x 19in) auto-dimming windows.

Fuselage

The 787 is constructed from 80 per cent composite materials (carbon fibre and carbon-fibre reinforced plastic) by volume. In terms of weight, 50 per cent of the materials are composite, 20 per cent aluminium, 15 per cent titanium, 10 per cent steel and 5 per cent other.

Compatibility

The 787 Dreamliner is designed to be compatible with existing airport layout and taxiing setups. As such the 787 has an effective steering angle of 65 degrees, allowing it to rotate fully within a 42m (138ft)-wide runway. It also has a 32m (106ft) tyre edge-to-turn centre ratio.



Train to gain

Boeing has gone the extra mile to produce a complete package with the 787 Dreamliner, offering state-of-the-art simulation facilities for pilots to get up to speed

Potential 787 pilots can utilise Boeing's revolutionary full-flight simulator to train for real-world flights and specific context-sensitive scenarios. Currently there are eight 787 training suites at five Boeing campuses worldwide, located from Seattle through to Tokyo, Singapore, Shanghai and on to London Gatwick. The simulators, which are produced by French electronic systems company Thales, include dual heads-up displays (HUDs) and electronic flight bags (EFBs), and are designed to train pilots to become proficient in visual manoeuvres, the instrument landing system (ILS) and non-ILS approaches. Further, missed approaches using integrated specialist navigation, non-standard procedures with emphasis on those affecting handling characteristics, plus wind shear and rejected takeoff training can also be undertaken.

All of the training simulators are approved by the US Federal Aviation Administration (FAA), making them officially some of the most advanced training suites around right now.

Pilots and potential pilots can train at eight simulators worldwide



1986 Fokker 100

The Fokker 100 was a short-haul specialist that carried up to 100 passengers. Domestic and short-range international flights were its remit.

1994 Boeing 777

The first computer-designed commercial jetliner, the 777 delivered a vast 300-seat capacity and range (17,370km/10,793mi). It became a mainstay of airlines worldwide.

2005 Airbus A380

Since its launch in 2005 the Airbus has been the largest passenger aircraft in the world. The A380 has two decks and, when specced out for all economy-class seating, can carry 853 passengers.

2011 Boeing 787 Dreamliner

The most fuel-efficient jetliner of its class, the 787 has been designed to reduce the cost of air travel, while delivering a range of next-gen tech.

NEXT-GENERATION CONCORDE

IS THE FUTURE OF PASSENGER JETS
SUPERSONIC ONCE AGAIN?



CONCORDE



Supersonic flight isn't a novel concept; it's commonly found in militaries around the world. However, commercial flights remain subsonic, except for Concorde's short time in the sky. Boom Supersonic is hoping to change that with its faster-than-sound successor, Overture, a commercial jet that can reach speeds over double the speed of sound at Mach 2.2. This would mean that a trip from Los Angeles to Sydney would take only eight-and-a-half hours as opposed to the typical 15-and-a-half hours.

The next-generation aircraft will be a 65 to 88 seater Concorde-style carrier which can cruise at altitudes of around 18,200 metres – current commercial planes typically cruise at heights of between 10,000 and 12,800 metres.

To reach the desired supersonic speeds of 1,430 miles per hour, Overture has been designed to reduce the amount of drag – the force acting against a plane as it flies – it experiences. This will be achieved by its sleek aerodynamic body, made from lightweight carbon-fibre material. This material also prevents the



© Boom Supersonic

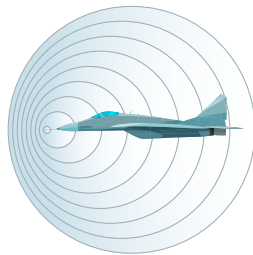
Boom Supersonic unveiled the highly anticipated demonstrator plane XB-1 in October 2020

expanding and shrinking some other materials experience at supersonic speeds. Large inlets will also be positioned around the aircraft to allow supersonic airflow to seamlessly pass over the plane and slow to subsonic speeds when entering the powerful turbojet engines, which provide massive amounts of thrust.

The passengers flying aboard a supersonic plane don't experience the external speeds, and flying at over 18,000 metres above the Earth's surface, there is almost no turbulence.

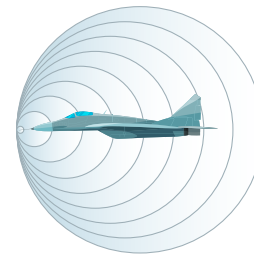
Beating the boom

What happens when an aircraft travels faster than sound



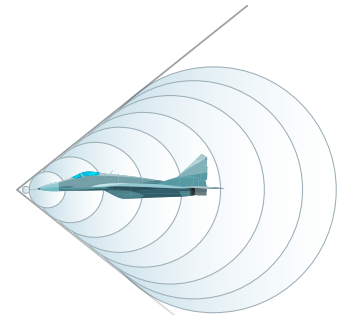
BELOW MACH 1 Normal flight

The pressure waves produced by an aircraft travelling through the air slower than the speed of sound are evenly distributed around the aircraft. We perceive these waves as sound.



MACH 1 The speed of sound

When an aircraft reaches the speed of sound, pressure waves gather at the nose. The drag force applied to the plane increases and the airflow is compressed into a non-physical wall, referred to as the sound barrier.



ABOVE MACH 1 Supersonic

When an aircraft reaches supersonic speeds, airflow cannot adjust to the compression, causing a shock wave. This wave can be heard as a 'sonic boom' on the ground because the air moves to places of lower pressure.

© Getty

First flight

The first supersonic commercial aeroplane was built by collaborating manufacturers in the UK and France, and was dubbed Concorde. This fast-flying plane made its maiden flight in 1973, carrying passengers at supersonic speeds three years later. Flying under British Airways, Concorde made just shy of 50,000 flights, carrying more than 2.5 million passengers at speeds of 1,350 miles per hour. Concorde's fastest transatlantic flight was in 1996 when it completed the New York to London flight in 2 hours, 52 minutes and 59 seconds. Concorde's supersonic success lasted for 27 years, until a series of events led to its cancellation. In 2000, an Air France Concorde crashed in Paris, killing 109 people on board and four others on the ground. The accident didn't relate to the Concorde's speed, but rather debris on the runway which burst the plane's tyre. Material from the tyre then ruptured a fuel tank. As a result passenger numbers fell, while maintenance costs continued to grow. The tragic events of 9/11 are also thought to have played a role in people's scepticism of flying. By 2003 Concorde was 30 years old and too expensive to maintain, and was scrapped.



© Alamy

Passengers may not even notice they have broken the sound barrier when Overture surpasses the speed of sound.

What's also impressive about the Overture's design is that Boom claims it will be made 100 per cent carbon neutral. The aerospace company has teamed up with Rolls-Royce to create a propulsion system that can fly using sustainable aviation fuels (SAF). In early 2019, the engines aboard Boom's proof-of-concept plane, the XB-1, successfully ran on approximately 80 per cent SAF from waste animal fats. Later that year, Boom partnered with Prometheus Fuels to incorporate technology that converts atmospheric carbon dioxide into jet fuel using clean energy. Along with making aircraft design recyclable and exploring noise-reducing technology in its engines, Boom appears to be keeping environmental issues at the forefront of its plane production.

Although Overture remains completed only on the screen of a computer, Boom has manufactured a demonstrator plane to showcase its efforts. Presumably named in honour of the plane that first broke the sound barrier in 1947, the Bell X-1, Boom's XB-1 supersonic is set to secure Overture's future in the skies. The proof-of-concept plane was rolled out in October 2020 and is scheduled to make its first test flight in Mojave, California, sometime in 2022. The XB-1 is a scaled-down version of the final passenger plane – a third of its eventual size – but will showcase the feasibility of future commercial supersonic flight.

Production of Overture is estimated to begin in 2023, and it's slated to take flight in 2025, with commercial flights planned by 2029. That is all dependent, of course, on the success of XB-1's California flight tests and the state of a world recovering from global travel restrictions.



There are more than 500 transoceanic routes ready for Overture

© Boom Supersonic

THE XB-1

Meet the plane that's making commercial supersonic flight possible

21 metres
Around a third of the length of the final Overture plane

425°C
The temperature that the XB-1's aft fuselage can withstand

Landing gear

The wheels of the aircraft are made from aluminium, titanium and AerMet 100, a type of superstrong steel.

Faster Air Force

Although Overture could revolutionise commercial flight, it could also transform the transport of military executives. At the end of 2020, Boom was awarded a contract by the United States Air Force (USAF) to explore Overture's applications in the armed services. For now this will take the form of ferrying American leaders around the world in a fraction of the time of current flights. "By cutting travel times, we make it possible for US diplomats and executive leaders to connect more frequently in person, meeting challenges and defusing potential crises with a personal touch. We're so proud to help envision a new way for the Air Force to provide transport for critical government activities," said Blake Scholl, the founder and CEO of Boom. Could this mean that Air Force One might one day get a supersonic makeover?



Overture would have enough speed and space to accommodate US Air Force missions

© Boom Supersonic

Inlets

Large inlets slow down incoming air from supersonic speeds to below the speed of sound before it enters the engine.

~1.88 metres

The vertical tail offers a lot of stability and control

Engines

The aircraft is equipped with three General Electric J85-15 engines that produce a maximum thrust of around 5,580 kilograms of force.

Wings

The aircraft's ogival delta wings provide stability and control. This wing design helps to create lift, while reducing drag.

Fuselage

Carbon-fibre composites are moulded to create the plane's slender main body, which holds the pilots, passengers and cargo, called the fuselage.

Brakes

Anti-skid brakes allow the plane to land at speeds of up to 213 miles per hour.

3,488

The number of unique parts

~4,080 kilograms of force

The horizontal tails can take the equivalent of two SUVs pushing down on them

15,129

The number of individual screws holding XB-1 together



The proposed interior of Overture offers single-seated comfort

© Boom Supersonic



XB-1 is expected to make its first test flight this year, but an exact date has not yet been set

© Boom Supersonic

© Illustration by Adrian Mann

On board a cargo plane

How do freight aircraft differ from passenger planes, enabling them to transport much greater loads all over the planet?

Cargo planes – whether used in the private, military or commercial sphere – are fixed-wing vehicles that have usually been designed with haulage in mind or have been converted from standard aircraft. Passenger planes commonly have a specialised hold that can store around 150 cubic metres (over 5,000 cubic feet) of freight, found on the underside of the craft. Dedicated freight planes don't need the seats or any of the other amenities on commercial flights – that said, their design amounts to much more than a hollowed-out passenger plane.

To make the most efficient use of the space available, the floor is lined with a walkway and

electronic rollers that allow prepackaged pallets to be rolled back as far as possible, without the need for a forklift. Large cargo bay doors are installed to fit bigger items through and, in some examples, like the Boeing 747-400, the nose lifts up to allow particularly large items to pass down the body of the plane. With the demands of air freight ever increasing, aircraft with huge cargo capacities like the Airbus A300-600 Super Transporter (also known as the Beluga), are becoming the norm.

It's not enough just to increase the size of the aircraft hold though. In order for a cargo plane

to efficiently and safely transport its mighty load, a number of adaptations must be made to the overall avian design. For example, the wings and tail are built high to allow the freight to sit near the ground and to facilitate loading; the fuselage is much bigger; and – similar to heavy goods vehicles – cargo planes typically feature a larger number of wheels to support their weight on landing.

Plane politics

The Xian Y-20 is a military long-range transport plane that's still in development by China, although it has recently been filmed on a short test flight. It's a similar class of aircraft as Russia's Ilyushin Il-76 or the US Boeing C-17, and though China maintains a tighter guard over its military secrets than most, it has an estimated payload in the region of 72,000 kilograms (160,000 pounds) – that's quite a bit, by any country's standards! The PLAFF (People's Liberation Army Air Force), or avian branch of the Chinese military, had long favoured the development of fighter jets over this kind of support aircraft, so that the Y-20 project was sidelined when it started in 2005. However, following the Sichuan earthquake of 2008, China was unable to effectively drop relief supplies with its small fleet of cargo planes, so the US had to assist with two C-17s. This embarrassment undoubtedly spurred the Chinese government into pushing on with the Y-20's development.

Cargo plane credentials

HIW pinpoints what a military cargo transporter needs to get the job done

Engine

Four turbofan jet engines can provide as much as 19,504kgf (43,000lbf) of thrust.

Lightening the load

Depending on the type of cargo being carried (very large items or military vehicles may be exceptions), many cargo planes will use ULDs, or unit load devices. These allow the crew to prepackage cargo into single units that can more easily be loaded into the hold prior to the flight, saving a great deal of time. It's a similar system to that used in shipping, maximising the space used at the same time and, thus, increasing efficiency (and profits). The ULDs themselves are either robust and lightweight aluminium pallets or aluminium-floored containers with toughened plastic walls. The containers are sometimes converted into self-contained refrigeration units to store perishable goods.

The cargo bay of a freight airliner, including a conveyer belt for hauling goods




Vehicle ramp

Large aircraft (like Lockheed's C-5 Galaxy) are quite capable of carrying several light vehicles which can be driven on via ramps.



Lockheed Martin's C-5 Galaxy has 12 internal wing tanks with a total capacity of 194,370l of fuel



Cargo doors

Both fore and aft of the aircraft feature cargo bay doors, with the nose cone lifting at the front to allow access.

Landing gear

More cargo means more weight, so more wheels and a greater landing distance are required.

Passengers

On big military craft, an upper deck carries several dozen personnel as well.

Cargo bay

A 37m (121ft) cavity can hold about 880m³ (31,000ft³) of cargo weighing up to 67 tons.

Cockpit

Military cargo planes are usually manned by several crew including the commander, pilot and loadmasters.

©Thinkstock




1. Wings
Through the Harrier's compact wings run a series of exhaust tubes that allow high-pressure air to be filtered from the engine to its tips, increasing stability during manoeuvres.

VTOL aircraft

For the past 60 years, Vertical Take-Off and Landing (VTOL) aircraft have evolved massively as engineers have strived for what can be argued to be the Holy Grail of aeronautics

2. Nozzles
One of the Harrier's Pegasus engine vectoring nozzles. Through these four nozzles – which can be rotated through a 98.5-degree arc – the engine's thrust can be directed for vertical or short take-off.



Harrier Jump Jet

The most famous of all VTOL aircraft, the Harrier fighter jet is utilised all over the world thanks to its advanced technology and aerodynamic versatility

For the past 40 years, since its introduction in 1969, the Harrier Jump Jet has epitomised the vertical take-off and landing concept. Born amid a fervent arms race to produce a light attack, multi-role

fighter with VTOL capabilities, the Harrier proved that VTOL could work in reality, advancing the vastly expensive and solely academic efforts that had been designed previously. Indeed, to this day it is still in

operation world wide, and praised for its versatility and reliability. The Harrier's VTOL capabilities are made possible by its Rolls-Royce Pegasus engine, a low bypass-ratio turbofan that features four rotating

nozzles through which its fan and core airflows exhaust. These nozzles can be rotated by the pilot through a 98.5-degree arc, from the conventional aft (horizontal) positioning as standard on aircraft, to straight down,



Getting off the ground...

1. Stability

In partnership with the main vector nozzles, reaction control nozzles in the wing tips, nose and tail help maintain stability in the air.

2. Thrust

The Pegasus engine evenly distributes the engine's massive thrust across the four main vector nozzles, providing lift and balance.

3. Moving forward

Once requisite vertical thrust has been achieved, the Harrier's pilot then gradually rotates the vector nozzles to achieve forward momentum.

One of the rotatable vector nozzles necessary to lift the Harrier vertically



3. Air intakes

Central to the Harrier's VTOL capabilities is the distribution by its engine of high-pressure air across all of its multi-directional nozzles. This air is drawn in through the Harrier's dual air intakes.



A shot of the Rolls-Royce Pegasus engine that powers the Harrier

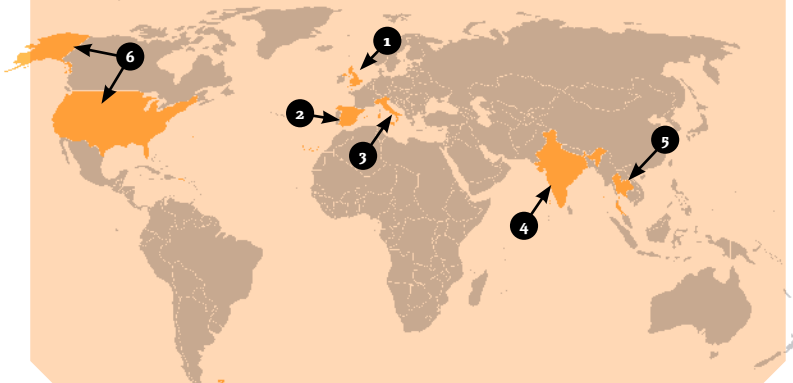


ON THE MAP

Harrier deployment

The Harrier is operated worldwide by many military organisations in the following countries:

- | | |
|---------|------------|
| 1 UK | 4 India |
| 2 Spain | 5 Thailand |
| 3 Italy | 6 USA |



allowing it to take-off and land vertically as well as hover, to forward, allowing the Harrier to drift backwards. All nozzles are moved by a series of shafts and chain drives, which ensures that they operate in unison and the angle and thrust are determined in-cockpit by the pilot.

The control nozzle angle is determined by an additional lever positioned alongside the conventional throttle and includes fixed settings for

vertical take-off (this setting ensures that true vertical positioning is maintained in relation to aircraft altitude), short-take off (useful on aircraft carriers) and various others, each tailored to aid the pilot's control of the Harrier in challenging flight conditions.

Of course, the nozzle lever can be incrementally altered too by the pilot, as in order to be able to fly the Harrier, fine control of the throttle in relation

to the nozzle lever is central, adding an extra dimension to any potential pilot's training.

As well as the vectoring engine nozzles, the Harrier also requires additional reaction control nozzles in its nose (downward firing), wingtips (downward and upward firing) and tail (down and lateral firing) in order to remain stable once airborne. These nozzles are supplied with high-pressure air filtered from the engine and

distributed through a system of pipes that run through the aircraft. Controlled through valves, this sourcing and utilisation of compressed air allows the pilot to adjust the Harrier's movement in pitch, roll or yaw.

This system is energised once the main engine nozzles are partially vectored and the amount of compressed air filtered to the anterior nozzles is determined by airspeed and altitude.

Vertol VZ-2

One of the first fully functional VTOL aircraft, the Boeing Vertol VZ-2 paved the way for the gargantuan V-22 Osprey




"The VZ-2 sported twin rotors powered from a single 700hp turboshaft engine"

Many VTOL aircraft have been designed in the past 50 years, however most fall into one of two categories; those based on vectoring engine nozzles, and those that adopt tilt-wing technology. The Vertol VZ-2 falls into the latter category and was a wildly experimental research aircraft built in 1957 to investigate the tiltwing approach to VTOL. Resembling a conventional helicopter, albeit with an extended plane-like T-tail, the VZ-2 had an uncovered tubular framework fuselage and a single-seater bubble canopy.

The VZ-2 sported twin rotors powered from a single 700hp turboshaft engine, which

positioned on its rotatable wings, in partnership with a series of small ducted fans in the T-tail, provided thrust and lift. Due to its lightweight design, the maximum speed achieved was 210mph and it had a low operational service ceiling of 13,800ft as well as a minuscule range of 210km.

Despite these shortcomings, the Vertol proved a very successful and fruitful experiment as over its eight-year life span it made 450 flights, including 34 with full vertical to horizontal transitions. The heritage of the VZ-2 can be seen today in the titanic tilt-rotor design and technology used on the V-22 Osprey.



The statistics...

Vertol VZ-2

Crew: 1
Length: 8.05m
Wingspan: 7.59m
Height: 4.57m
Weight: 3,700lb
Engine: 1x Avco Lycoming YT53-L Turboshaft

The first non-transition test flight of the VZ-2

Bell X-14

An experimental fixed-wing aircraft, the X-14 pushed back the boundaries of VTOL technology

Unlike the Vertol VZ-2, Bell's X-14 experimental VTOL aircraft was crafted and designed to be as close to existing aeroplanes as possible, with it even being constructed from parts of other existing aircraft. Not only were its wings fixed but its engine was in the standard horizontal position and, with a top speed of 180 miles per hour and operational service ceiling of 20,000 feet, the X-14's design appeared conventional. However, the X-14 was one of the first VTOL aircraft to utilise the emerging concept of multi-directional engine thrust, relying on a system of movable vanes to control the direction of its engine's power.

Interestingly, after a couple of years of successful flights,

the aircraft was delivered to the NASA Ames Research Center as – in addition to providing a great deal of data on VTOL flight – its control system was similar to the one proposed for the lunar module and it was deemed a worthy test vehicle for space training. Indeed, Neil Armstrong, the first man to walk on the moon, flew the X-14 as a lunar-landing trainer and it was continually used by NASA until 1981 (seeing a total of 25 pilots climb in and out of its cockpit) when it was retired from service.



The Bell X-14 on a demonstration flight



The X-14 being prepped on runway before a test flight

The statistics...

Bell X-14

Crew: 1
Length: 7.62m
Wingspan: 10.36m
Height: 2.40m
Weight: 3,100lb
Engine: 2x Armstrong Siddeley Viper 8 Turbojet



Yak-38

The Soviet Naval Aviation's first and only foray into VTOL multi-role combat aircraft, the Yakovlev Yak-38

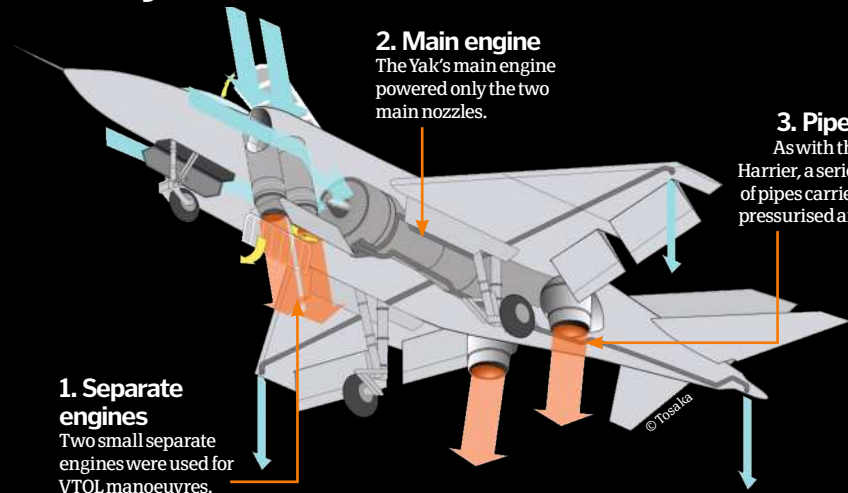


The statistics...

Yak-38

Crew: 1
Length: 16.37m
Wingspan: 7.32m
Height: 4.25m
Weight: 16,281lb
Engine: 1x Tumansky R-28 V-300 Turbojet

Yak-38 take-off system...



Influenced in design by the British Hawker P.1154 and Harrier Jump Jet, the Yak-38 VTOL aircraft looked similar to its contemporaries, but its radically different internal configuration and general poor quality build and systems turned out to be a costly mistake. Contrary to the Harrier's single Pegasus engine, where thrust was vectored through four nozzles from a single source, the Yak-38 featured only two nozzles from the main engine, relying on a pair of separate, less-powerful engines housed in the front portion of the aircraft to be used in conjunction for vertical take-off and landing.

Apart from being a less-refined and underdeveloped system, the Yak-38 was built en-masse; however, soon it encountered massive problems during sea trials. In hot weather the separate lift jets often failed to start (due to oxygen starvation), leaving it stranded on the flight deck and

while it was initially deemed capable of carrying heavy payloads, the hot weather also reduced its operational range to such an extent that only extra fuel tanks could be carried. Further, the average engine life span of the aircraft was a minuscule 22 hours and many pilots encountered serious engine problems in every flight they undertook (over 20 Yak-38s crashed due to system/engine failure), with it quickly gaining a reputation as a killer. Finally, it was horrendously difficult to fly and could only be landed by remote telemetry/telecommand link, rendering it useless in land warfare.

Obviously, the Yak-38 did not live up to its conceptual ideal – a multi-mission 980km/h combat jet with VTOL capabilities, a service ceiling of 40,000ft and an operational range of 240km – and after a final deadly crash in June 1991 was retired out of service.

V-22 Osprey

The world's first tilt-rotor aircraft, the V-22 Osprey is at the cutting edge of VTOL technology

The pinnacle of tilt-rotor/wing VTOL aircraft, the V-22 has been in development for 30 years and offers the cargo carrying capabilities of a heavy lift helicopter, with the flight speed, altitude, endurance and range of a fixed-wing cargo plane.

This fantastic hybrid of two distinct forms of aircraft comes courtesy of its revolutionary tilt-rotor technology – twin-vectored rotors that can be adjusted over 90 degrees by the pilot – which attached to foldable fixed-wings, allow for vertical take-off and then conventional flight. Both rotors are powered by Allison T406-AD400 tilt-rotor engines that – considering its massive size and carrying capacity (20,000 pounds internally) – develop 6,150hp each.

Interestingly, the V-22's design, despite being more accomplished at short take-off and landing (STOL) manoeuvres, loses out to tilt-wing VTOL aircraft – such as demonstrated in the Vertol VZ-2 – in VTOL manoeuvres by ten per cent in terms of vertical lift. However, due to the lengthy periods of time that the V-22 can maintain its rotors over 45 degrees, longevity of the aircraft is greatly improved.

Unfortunately, despite current safe and successful operation in the Iraq and Afghanistan conflicts, during testing numerous accidents occurred involving the V-22, resulting in over 30 deaths to crewmen and combat troops.




The statistics...

V-22 Osprey

Crew: 4
Length: 17.5m
Wingspan: 14m
Height: 6.73m
Weight: 33,140lb
Engine: 2x Rolls-Royce Allison T406/AE 1107C-Liberty Turboshaft

The V-22 broke new ground for VTOL aircraft



SEA

Set sail aboard these remarkable marvels



78

78 The new age of sail
Meet the fleet of new wave ships that are giving sail power a 21st century makeover

82 Megayachts
The superyachts bringing a new level to luxury and technology

86 Deep-sea divers
See the machines that are exploring the depths of our planet

90 Amphibious machines
Discover the vehicles that can jump between land, air and water to take passengers anywhere

94 Supertankers explained
Learn how these contraptions stay afloat and transport our oil resources

98 Hovercrafts
These multi-terrain machines can both float and glide, meaning they can be used to traverse both land and water





THE NEW AGE OF SAIL

Meet the fleet of new wave ships that are giving sail power a 21st century makeover

Once upon a time, sail ships dominated the seas. Yacht-like clippers raced to be the first to bring back tea, spices and even gold from Asia to 19th century Europe. Perhaps the most famous was the Cutty Sark, which broke records when it sailed from London to Sydney in little over 70 days, reaching speeds of over 17 knots (31.5 kilometres per hour) in the process.

Trailing behind the clippers were the mighty windjammers, which carried up to 5,000 tons of heavy cargo, such as lumber, between continents. Even with five large masts and broad square sails they averaged approximately 7.5 knots (13.9 kilometres per hour).

Both clippers and windjammers were reliant on following the prevailing winds to circumnavigate the world. The opening of the Suez Canal in 1869 signalled the end of the age of sail. It offered a shorter route from the North Atlantic to the Indian Ocean, but travelled inland where winds were weakest. Steam ships became the preferred option, then the more efficient diesel engine.

Shipping continues to be the main way we transport goods today. In fact, shipping has grown by 400 per cent since the 1970s, and there are now an estimated 100,000 ships at sea carrying the products we consume. In our globalised world, 90 per cent of our international trade is now transported via the sea. But the 16 largest cargo ships can produce as much sulphur pollution as 800 million cars.

This is in part due to container ships burning low-grade 'bunker fuel', which is even more harmful than the refined petrol we use in cars. Regulations exist to control shipping emissions, but the harmful particles are believed to be responsible for thousands of human deaths each year. Organisations like the Sustainable Shipping Initiative are working to reform the industry by 2040, but climate change is moving faster.

However, a new generation of sailors and ship builders may have an environmentally friendly solution, which will draw on the past in order to save the future. The last decade has seen traditional sailing ships refitted to transport small quantities from the tropics like the clippers of old.

Meanwhile, the rising cost of fuel is also forcing big businesses that transport vast quantities to innovate, such as experimenting with modern twists on the classic windjammer. And the eco-friendly innovations of wind power aren't limited to cargo transport, with even luxury yachts like the Maltese Falcon utilising sails.

"The 16 largest cargo ships can produce as much pollution as 800 million cars"

Hydraulic system

Rather than using ropes to adjust the sails, a hydraulic system is used to rotate the masts so the sails can catch the wind.

Self-standing masts

The three masts each contain five sails, which total 2,400 square metres of sail area.





The iconic Cutty Sark clipper transported cargo around the world between 1870 and 1922

Rotation
A lack of rigging allows the masts and yardarms to be rotated without restriction.

Rapid deployment
Stored inside the mast, the sails can be unfurled along the yardarms in only six minutes.

Computer control
The rotation of the sails can be controlled using a computerised system, with 96 fibre optical sensors on the spars providing feedback to the captain.



Reinventing the sail rig

When the Maltese Falcon hoisted its sails on the yachting scene in 2006 it was hailed as revolutionary. Its sails were aerodynamically curved and the masts turned by hydraulics towards the best angle for the wind. Though it looked cutting-edge, the technology was actually developed by a German engineer in the 1970s.

Wilhelm Prölss, who worked for Shell Oil for 30 years, proposed an entire cargo ship built with freestanding, rotating sails, which he called the Dynaship (also known as DynaRig), as a way to get around surging fuel prices during the 1973 oil crisis. However, his ideas were not properly tested until American billionaire Tom Perkins commissioned the Maltese Falcon. This was in part because the technology wasn't there in the 1970s; hydraulics were not reliable enough and the masts were too heavy. But recent advances, especially in carbon fibre, have changed that.

Since its maiden voyage in 2006, the Maltese Falcon has proven the DynaRig concept works. Dykstra Naval Architects, which helped design the Maltese Falcon, have developed plans for the Ecoliner cargo ship in line with Prölss' original vision.



The Maltese Falcon super-yacht is proof that the concept for other eco-friendly ships, like the Ecoliner cargo vessel, can work

© Getty/Thinkstock

RADICAL REDESIGN

This container ship acts as a giant airfoil so it can sail directly into the wind

While the Ecoliner offers a modern twist on the classic sail ship, the Vindskip takes its lead from airplane designs. The ship has a uniquely shaped hull, with high sides that curve outwards like the shape of a plane's wing. This means that rather than sailing with the wind, the Vindskip would sail into the oncoming wind. Its airfoil shape

would harness a force akin to aerodynamic lift, pulling the ship forwards.

Like the Ecoliner, the Vindskip is also a hybrid, equipped with a liquefied natural gas engine to get it going from a standstill. But because wind power will help to drive the Vindskip out at sea, the engines can be small, meaning that more space is

free to store cargo, all the while achieving fuel savings of 60 per cent and reducing emissions by an impressive 80 per cent.

This innovative vessel was designed by Norwegian firm Lade AS, and there are plans for the first Vindskip merchant ships to appear by 2019 provided ship builders license the design.

Airfoil power

The Vindskip brings new meaning to 'tall ship' with its sleek design

High speed

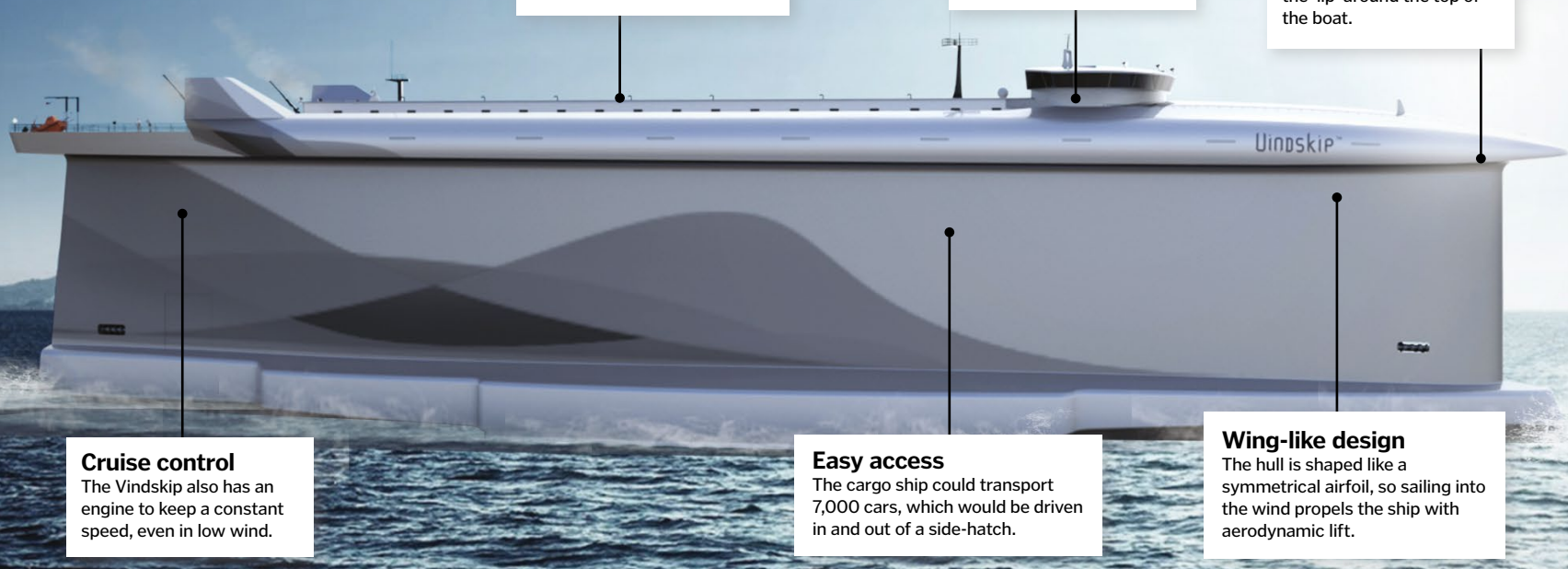
No matter the course, the Vindskip can travel at average speeds of over 16 knots (30 kilometres per hour).

Computer analysis

Specialist software would calculate the best routes based on the weather and prevailing winds.

Emergency escape

The Vindskip would have lifeboats that drop from the 'lip' around the top of the boat.



Cruise control

The Vindskip also has an engine to keep a constant speed, even in low wind.

Easy access

The cargo ship could transport 7,000 cars, which would be driven in and out of a side-hatch.

Wing-like design

The hull is shaped like a symmetrical airfoil, so sailing into the wind propels the ship with aerodynamic lift.

TRADITIONAL TRANSPORT

Romantic rum-runners leading the eco-revolution

The Tres Hombres schooner looks like a relic from the first age of sail. But it has actually only been sailing since December 2009, and is at the forefront of the return to wind power. It's owned and operated by Fairtransport, a Dutch organisation dedicated to making eco-friendly cargo shipments a reality.

Rather than being fitted out with any cutting-edge technology, the Tres Hombres relies on a traditional complement of 12 sails. Despite this, it's kick-starting the wind power revolution by transporting rum,

coffee and cocoa across the Atlantic with 90 per cent less carbon emissions. With only 35 cubic metres of space available for cargo, the Tres Hombres is not going to provide for all of the world's shipping needs. But it is not alone.

Fairtransport's Sail Cargo Alliance is currently developing a number of other ships, and another company, Sail Cargo Inc, just successfully crowdfunded their own carbon-neutral clipper, powered by a mix of wind and solar power. The drive towards greener shipping has truly begun.



The Tres Hombres transports modern cargo on a rebuilt 1940s minesweeper

A HIGH-FLYING FIX

Automated sails can reduce the amount of fuel existing ships use

While there are lots of ideas for new wind-assisted ships, most are only at the prototype stage and are several years from setting sail. Meanwhile, 50,000 cargo ships will continue to pollute and contribute to climate change.

Even once the Ecoliners and Vindskip concepts are perfected, it will not be cost-effective for many operators to replace their existing fleet straight away. SkySails offer a tangible alternative that can reduce the

amount of fuel today's merchant ships use immediately by retro-fitting them with tech to harness wind power.

Based in Germany, so far the company has equipped five ships with the kites. While they are not as powerful as sails, when flown at high altitude (where the wind is more powerful), these paraglider wing-shaped kites can add up to 2,000 kilowatts of drive power in good wind and offer average fuel savings of two to three tons a day.



Go fly a kite

Existing ships can be retro-fitted with SkySails for a wind power boost

Electronic control

The kite can be remotely controlled using a console that's installed in the ship's bridge.

Generating lift

Like an airplane's wing, airflow across the kite creates a difference in pressure to produce lift.

Supersized kite

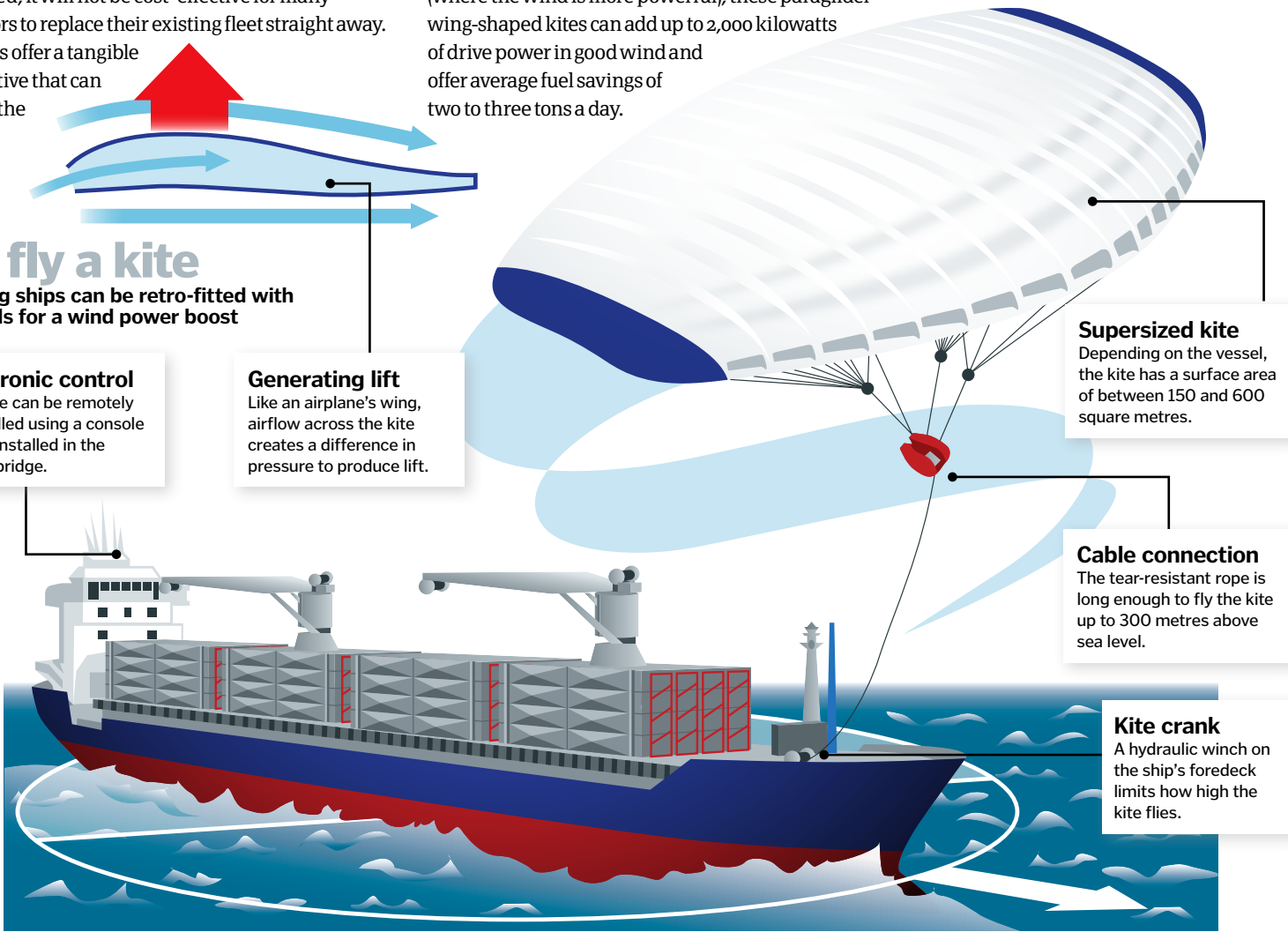
Depending on the vessel, the kite has a surface area of between 150 and 600 square metres.

Cable connection

The tear-resistant rope is long enough to fly the kite up to 300 metres above sea level.

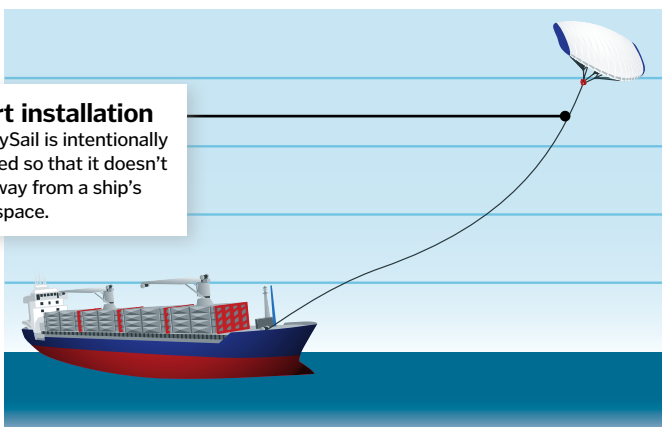
Kite crank

A hydraulic winch on the ship's foredeck limits how high the kite flies.



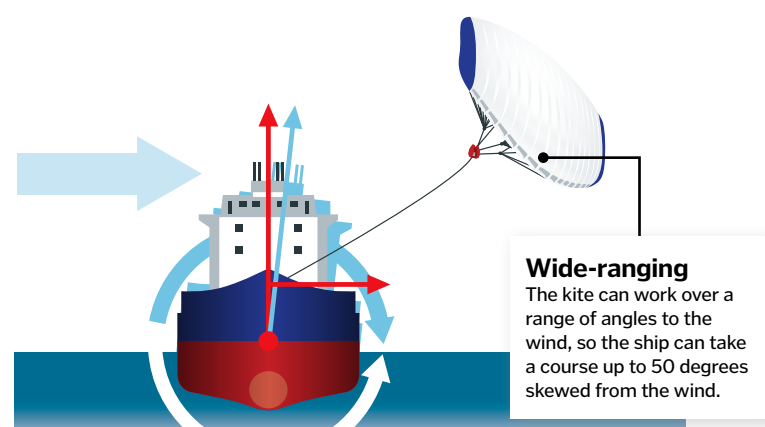
Smart installation

The SkySail is intentionally designed so that it doesn't take away from a ship's cargo space.



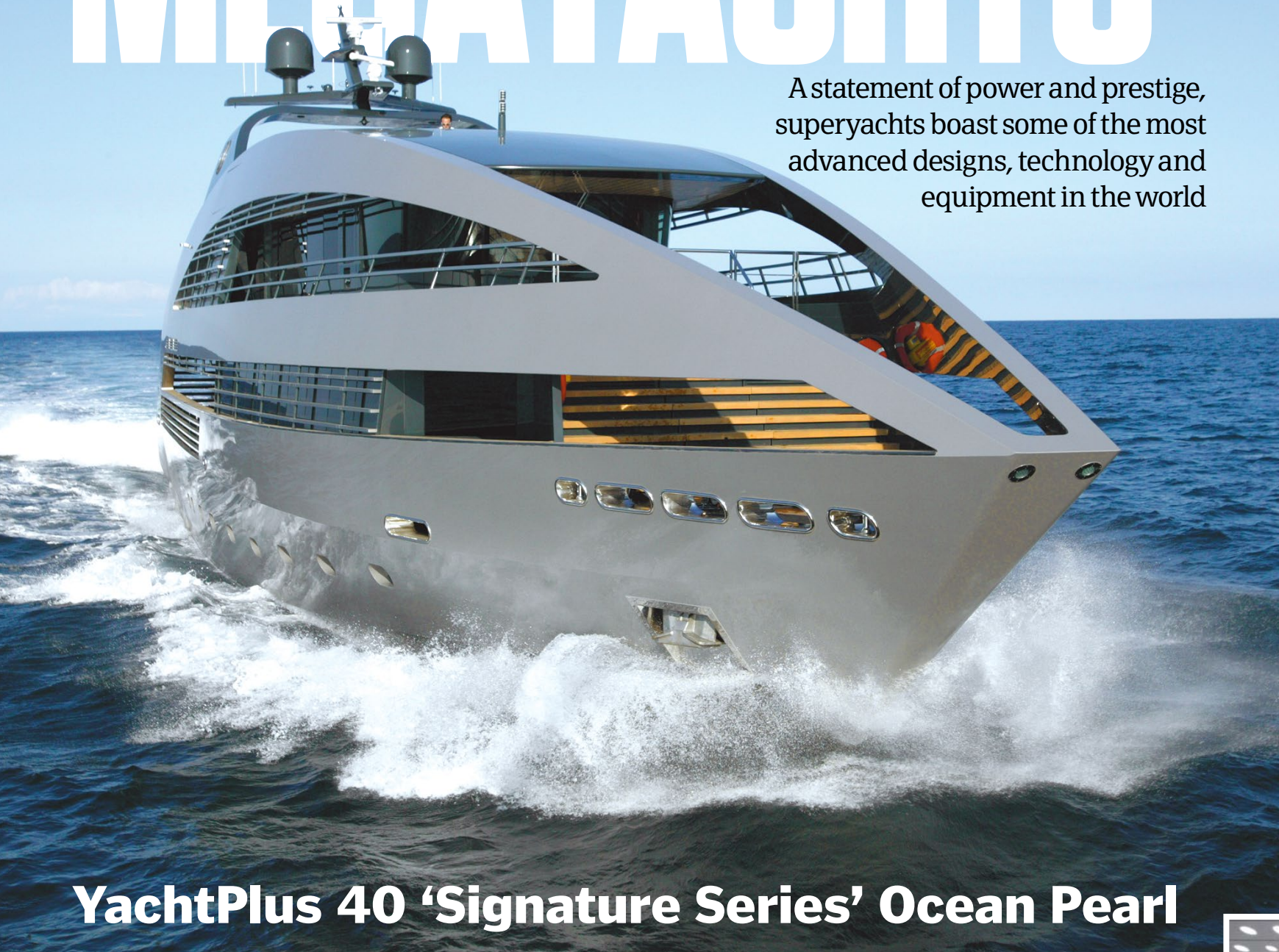
Wide-ranging

The kite can work over a range of angles to the wind, so the ship can take a course up to 50 degrees skewed from the wind.



MEGAYACHTS

A statement of power and prestige, superyachts boast some of the most advanced designs, technology and equipment in the world



YachtPlus 40 'Signature Series' Ocean Pearl

Designed by notable architect Norman Foster, the YachtPlus 40 'Signature Series' brings a contemporary style to nautical tradition

The 41-metre-long Ocean Pearl, one of YachtPlus' 'Signature Series' of superyachts, was the culmination of a design process that took over 15 months by a team of seven architects under the stewardship of Lord Norman Foster and the technical prowess of the Rodriquez shipyard in Italy. The result is an incredibly spacious ocean-going vessel, bigger and more luxurious than many other yachts in its category.

The Ocean Pearl is powered by twin 1,044kW Caterpillar C32 diesel engines which allow a top speed of 17.5 knots and a regular cruising speed of 16 knots, at the latter speed allowing a maximum range of 2,400 nautical miles. Fuel consumption lies at 127 litres per hour at 12 knots. The hull and superstructure are both built from pure aluminium, allowing unparalleled lightness, and the Ocean Pearl's displacement lies at 205 tonnes at full-load.

On board there's a host of luxury amenities and facilities – a bar, saloon, pool, full-beam owner cabin, two VIP cabins and two guest cabins – as well as a complex and fully integrated computation and lighting system. Powering the Pearl are twin 86kW generators, which keep the lighting, navigation and communication systems going, as well as its twin CQR anchors, twin 3,100-litre-per-day water makers and a submergible beach deck.

The statistics

Ocean Pearl



Designer: Foster + Partners
Builder: Rodriguez Cantieri Navali
Cost: \$20 million
Length: 41 metres
Propulsion: Two 1,044kW Caterpillar C32 diesels
Displacement: 205 tonnes (full-load)
Max speed: 17.5 knots
Range: 2,400 nautical miles




Most luxurious

Here's what 60 metres of luxury looks like.

Lürssen Arkley

Built by master craftsmen at Lürssen, the Arkley superyacht brings a level of luxury to its owners that only the richest will experience in their lifetime



The yacht's next-generation bridge



Lengthier and more voluminous than the smaller 41-metre Ocean Pearl, the Arkley by Lürssen is characteristic of this generation of superyachts.

In terms of raw statistics the Arkley doesn't disappoint. Sporting a 60-metre length and a displacement of 1,071 tonnes, the yacht is powered by twin Caterpillar 3512B 1,455kW diesel engines that produce a combined 3,958 horsepower. This colossal power allows for a top speed of 15.5 knots and a maximum range of 7,000 nautical miles. It's not short of juice either, with the yacht packing three Caterpillar C18 generators that provide the ship's electronics with a total 903kW of energy. Fuel capacity lies at 160,000 litres, while fresh water capacity clocks in at 30,000 litres, both of which mean that refuelling is a rarity.

State-of-the-art technology comes in the form of its steel hull and aluminium superstructure, twin Reintjes WAF 742 gearboxes, twin Rolls-Royce Tenford SR562 FCP steering gears, Jastram 40 F BU 3038 - 200kW bow thrusters and Quantum QC1800 stabilisers. On board the integration of advanced technology continues with all guest suites' windows dressed with low-noise electronic blinds, wall-integrated LCD televisions, a complex in-built speaker and audio system, a single-ducted air-conditioning system and even a fully functioning cinema.



Hot tub up top

The top deck features a jacuzzi and sun deck.

Captain's control room

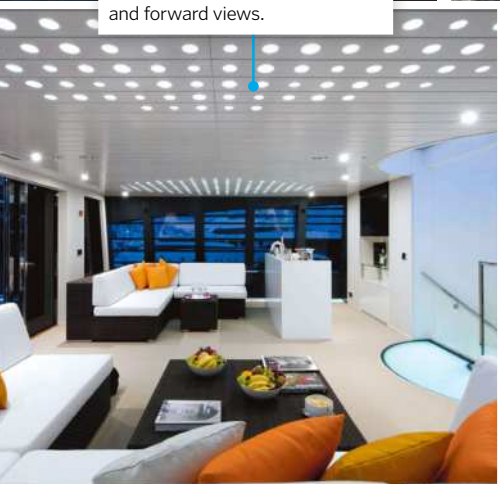
The control station for the entire yacht. Communication, direction and navigation systems are used here.



© YachtPlus

Panoramic saloon

An open area of the yacht, the panoramic saloon offers aft, side and forward views.



The statistics

Lürssen Arkley



Designer: Exterior: Espen Oeino Interior: Mark Berryman
Builder: Lürssen
Cost: Undisclosed
Length: 60 metres
Propulsion: Two 1,455kW Caterpillar 3512B diesels
Displacement: 1,071 tonnes
Max speed: 15.5 knots
Range: 7,000 nautical miles



118 WallyPower

This sleek and futuristic-looking vessel was used in the Hollywood movie *The Island*, taking yacht power and performance to a whole new level

Concealing its every function in order to maintain the high engineering content of the yacht – as well as preserving its futuristic and sleek lines – the 118 WallyPower has arguably the most advanced aesthetics of any yacht in operation today. While relatively small at 36 metres, it boasts a massive power output, allowing it to cruise at speeds of 60 knots, a speed that utterly obliterates other larger and statelier yachts. For this reason alone it must be classified as not just a ‘motor yacht’, but a ‘fast motor yacht’.

Power is central to the 118 WallyPower, and it supplies this colossal amount of thrust courtesy of three DDC TF50 gas turbine engines, each producing a maximum power of 5,600 horsepower for a grand total of 16,800. This figure is astonishing in its own right, allowing awesome performance and range – at 60 knots the 118 WallyPower has a maximum range of 380 nautical miles, or 437 miles on land. That’s the distance from Monaco to Paris. This is especially impressive when you consider the number of luxury facilities and the advanced technology it is carrying.

Amenities include accommodation for six guests, two in the owner’s stateroom – fitted with a king-size bed, his and hers en-suite and large wall-mounted LCD television – and four in twin guest cabins, an extensive saloon with a sculpted table and seats for 12, three crew cabins for the 118’s six crew members, an advanced galley fitted with designer appliances, a hydraulically operated aft gangway and swimming ladder, a Prestige 4.5-metre, 40-horsepower tender with accompanying garage, a teak deck finish and spacious social cockpit for group observation on the move.

In terms of advanced technology the 118 WallyPower delivers a carbon-fibre and laminated composite glass superstructure, Technav sound and vibration analysis, multiple interceptors, MedTec hydraulics, Max Power 450R bow thrusters, Frigomar air conditioning, C. Plath Navipilot V HSC autopilot, Furuno GP-80 GPS system, Pathfinder Radome 48 radar, a C. Plath gyrocompass, a Furuno FM-2721 VHF and B&G depth-sounder and wind instruments.

Unsurprisingly this level of next-gen technology has led to the 118 WallyPower being noticed on the world stage, and since its launch it has been featured in the film *The Island* and BBC motoring show *Top Gear*, in the latter of which the 118 was raced against the Pagani Zonda hypercar.



Inside the control room



The statistics


118 WallyPower



Designer: Wally with Luca Bassani and Lazzarini Picker
Builder: Wally / Intermarine Italy
Cost: \$33 million
Length: 36 metres
Propulsion: Three DDC TF50 gas turbines
Displacement: 95 tonnes (half-load)
Max speed: 60 knots
Range: 1,500 nautical miles

© WallyPower

Not the comfort you’d get on the ferry to Calais



Galley/crew mess

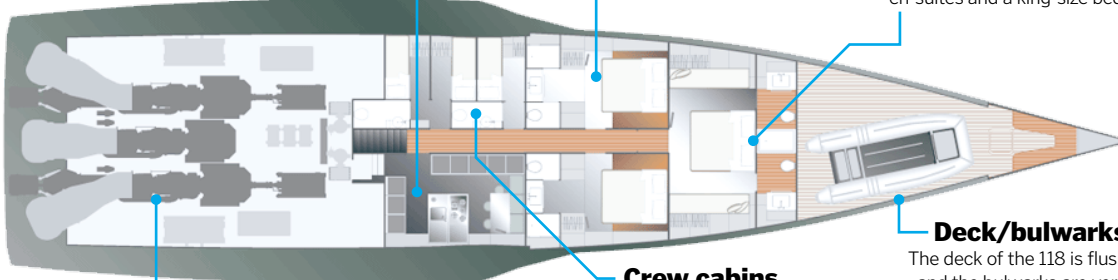
The galley is state of the art and is equipped with designer equipment. The crew’s mess is sizable and runs off the galley.

Guest cabins

Due to its smaller size the 118 can only accommodate four guests, who sleep here in queen-sized beds.

Owner’s stateroom

The largest and most spectacular bedroom on the 118, the stateroom comes equipped with his and hers en-suites and a king-size bed.



Engine room

The vast engine room is aft, perfectly sound and vibration isolated. It houses the 118’s three DDC TF50 gas turbines.

Crew cabins

The 118 has a crew of six, with three two-bed cabins positioned off the galley.

Deck/bulwarks

The deck of the 118 is flush and the bulwarks are very high at 64 centimetres, ensuring good protection for the side decks.

Inside the 118

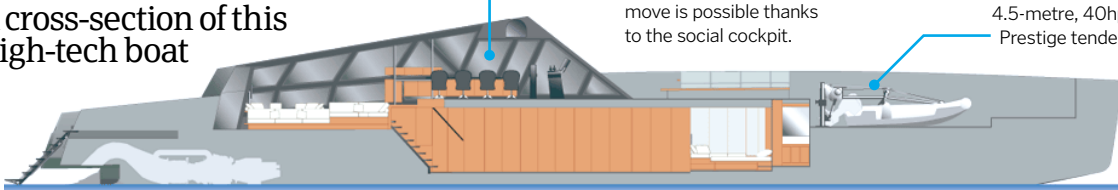
A cross-section of this high-tech boat

Social cockpit

Group observation on the move is possible thanks to the social cockpit.

Tender garage

The home for the 118’s 4.5-metre, 40hp Prestige tender.



The ultimate yacht

We combined three of the most awesome superyachts of recent years to create one ultimate yacht

Each of the three aforementioned superyachts are incredible in their own way. The Ocean Pearl brings ultimate design theory to the table, while the Lürssen Arkley is one of the top in its class in terms of luxury facilities, allowing many guests and its owners to travel vast distances in five-star surroundings and service. The 118

WallyPower, however, destroys both in terms of power, allowing for a blistering top speed of 60 knots and dynamic speedboat levels of performance.

It's therefore quite a tough decision when picking that perfect present to sail away on into retirement. Here at **How It Works**, though, we don't like making compromises and demand the best of

everything, be it sleek lines, marble floors or Jeremy Clarkson-levels of thrust, so we decided to combine the three to create the ultimate superyacht. By borrowing the best properties and parts of each yacht, we could create a yacht so awesome and so unsurpassable that no other superyacht would ever need to be built again.

The statistics

HTW superyacht

Designer: How It Works
Builder: Future Publishing
Cost (estimated): \$67 million
Length: 62 metres
Propulsion: Three DDC TF50 gas turbines
Max speed: 30 knots
Range: 3,300 nautical miles

STERN

Power it up

By using the 118 WallyPower's triple DDC TF50 gas turbine engines, our superyacht, despite its larger size, would still have a high top speed of 30 knots, allowing you to leave other yachts its size in the dust.



Future-proof

In addition to its power advantages, the futuristic styling of the stern would future-proof the yacht, allowing you to not only outrun invading aliens, but do so in a contemporary style.



MIDSECTION

All the luxuries

The facilities on the Arkley are staggering, so by taking its midsection we get a jacuzzi, king-sized beds, massive HD TVs, a well-stocked bar and a pantry so large you could get lost in it. In addition, the vast array of rooms would allow for many guests to be accommodated.



Staff quarters

It's no use having such a large yacht if you have no one to crew it, so by taking the midsection of the Arkley you would also get plenty of room for the extensive staff quota. After all, it's pointless having the largest stock of martini on board if no one is there to shake it.



BOW


Pearl of a front

With its open and sleek design – with lines to make Enzo Ferrari stand back in appreciation – the bow has to come from the Ocean Pearl. 30 per cent more open space would also come in handy on sunny days, and the superstructure's super-hard frame would keep things light but crash-resistant.



Tender up top

Due to the lack of room in the rear of our yacht, we would transfer the yacht's main tender and jet skis to the bow, allowing for high-speed fun off the main yacht and providing a method of ferrying people to and from it.





DEEP-SEA DIVERS

These machines explore the
greatest depths of our planet




This two-manned vessel can sink to depths of 11,000 metres

More than 80 per cent of the world's oceans remain unexplored, but several submersibles are working to bring that percentage down. The deep ocean is considered to start around 200 metres below the surface, where light begins to dim, also referred to as the euphotic zone. The deep ocean is further divided into descending zones, such as the twilight zone (down to 1,000 metres), midnight zone (down to 4,000 metres) and so on until the last defined zone, the hadal zone. The hadal zone, also known as the hadopelagic, sits between 6,000 and 11,000 metres below the ocean surface. The deepest dive any vehicle has ever made was achieved by the Deepsea Challenger, a 109-centimetre-wide manned submersible that reached the deepest point in the Mariana Trench, called Challenger Deep, in 2019, travelling more than 10,000 metres below the surface.

The world's first truly submersible boat was designed by British mathematician William Bourne in 1578. The wood-framed vessel was covered in waterproof leather and used an early version of the ballast tank to move water in and out of the boat to make it submerge and resurface. Following Bourne's innovation, scientists and engineers have created a whole host of vessels and machines to explore the great unknown depths.

One of the earliest examples of a vessel that could venture into the deep ocean was created in a collaboration between the United States Navy and the Woods Hole Oceanographic Institution (WHOI). Together they created the DSV Alvin, a manned deep-ocean research submersible that made its maiden descent in 1964 to around 10.6 metres.

Alvin has since been used in geological studies and whale surveys, and in 1966 was used to search for a lost thermonuclear weapon, or H-bomb, off the coast of Spain. Alvin is still in use today, having had several upgrades over the decades, and is currently getting overhauled after exploring larval



The Alvin, a manned deep-ocean research submersible from the 1960s

distributions of species in the Gulf of Mexico. One of the biggest challenges of deep-sea exploration is battling physics. Although Alvin is one of the original submersibles, it's only descended to around 4,000 metres, and one of its limitations is its ability to battle hydrostatic pressure. At sea level, there's an


Did you know?
The first military submarine, 'Turtle' was built in 1775

atmospheric pressure of around 10,000 kilogram force per square metre being applied to your body. However, at the bottom of the Mariana Trench, which is seven miles deep, that pressure increases more than 1,000 times. This is because the deeper you descend into the water, the more there is water that sits above you, pressing down on you.

To tackle this, scientists and engineers have created robots and vehicles out of robust materials that can withstand the pressures at the deepest regions of our oceans. For example, the world's toughest manned submersible, TRITON 3600/2, also known as the Limiting Factor, is equipped with a 90-millimetre-thick titanium pressure hull that can withstand the hydrostatic pressure at over 11,000 metres.

Humanoid assistant

Meet the humanoid robot ready to search the seafloor and lend a helping hand in underwater missions. The OceanOne robot is an unmanned underwater vehicle created by Stanford University to step in (or rather, swim in) to replace or assist human divers. The robot is remotely piloted by an operator on the surface and can assist in the assembly of marine infrastructure and repairs, collect benthic samples and record research data. In 2017, OceanOne joined a team of human divers in Santorini, Greece, to investigate underwater volcanic structures, providing illumination and taking measurements of volcanic features.



The robot utilises haptic feedback

As to why deep-sea divers such as Alvin and Triton have been created, it's largely due to curiosity and potential discovery. Each year deep-sea rovers and robots make many discoveries in the deep ocean, slowly adding pieces to the puzzle of what lies beneath the surface. In 2020, researchers using a remotely operated vehicle (ROV) discovered a new species of sponge in the Pacific Ocean more than 2,000 metres down. The weird-looking sponge has been named *Advhena magnifica*, which translates from Latin as 'magnificent alien', due to its extraterrestrial appearance.

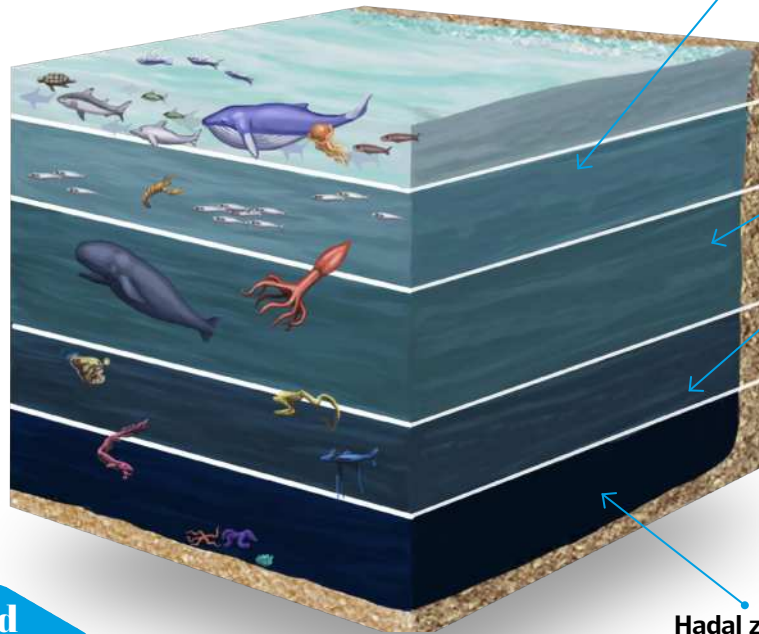
Other than sheer curiosity, there are many reasons why scientists want to uncover the truth about what lies in the depths of the ocean. Vessels can explore shipwrecks such as the Titanic, install deep-sea communication cables or search for new resources. One of the many discoveries that can come from exploring the ocean are potential new medicines. Many pharmaceuticals are found in or derived from terrestrial plant species, such as aspirin, which was originally extracted from willow trees. However, there has been a wash of medicines derived from marine invertebrates that are used to treat human diseases. For example, aquatic invertebrates called bryozoa produce a chemical called bryostatin, which is used in the

Did you know?

Egyptian Ahmed Gabr dove to 332 metres in 2014

Into the depths

Who can dive the furthest?



Twilight zone
Humans: 40 metres
HMS Turbulent: 91 metres

Midnight zone
Sperm whale: 2,000 metres
The Titanic: 3,800 metres

Abyss zone
Alvin: 4,500 metres
Benthic Rover II: 4,000 metres
Tripodfish: 4,700 metres
Jason: 6,500 metres

Hadal zone
Deepsea Challenger: 10,898 metres
Jiaolong: 7,500 metres




China's Jiaolong submersible can survey into the abyssal and hadal zones

treatment of leukaemia and melanoma cancers.

Deep-sea exploration can also help scientists understand more about the world above the surface. Benthic Rover II, also affectionately referred to as the Wall-E of the sea, is a car-sized robot that descends into the abyss to collect data on climate change. This autonomous mobile laboratory collects data on carbon cycling in the deep ocean. Carbon enters the deep ocean as a part of Earth's global carbon cycle, coming from plant, animal and waste matter. Creatures and microbes living on the seafloor digest some of that carbon, and the rest is stored in sediment.

To monitor changes in this carbon cycle, the Monterey Bay Aquarium Research Institute (MBARI) created Benthic Rover II, which has been collecting data for seven years off the coast of California. An unmanned wave glider on the water's surface keeps track of Benthic Rover II's position and the status of its data collection during operation.



The newly discovered *Advhena magnifica* sponge

Diving with Benthic Rover II

The autonomous deep-sea vehicle that's checking the health of our oceans

The statistics...


Benthic Rover II

Length: 2.6 metres

Width: 1.7 metres

Height: 1.5 metres

Construction: Made of corrosion-resistant titanium and plastic



Current meters

These sensors monitor currents along the seafloor. When optimal currents are detected, the rover will move up into the current to reach an undisturbed site for data collection.

Buoyancy

The rover uses 18 blocks of foam, four floats and steel ballast to remain rooted to the seabed.

Cameras

At the front of the rover is a set of cameras that can not only take snapshots of sea life, but also measure fluorescence to identify chlorophyll in phytoplankton.

Power
Two 10kWh batteries deliver power; due to its low energy consumption, it can operate for over 12 months before the batteries are depleted.

Deployment
Researchers lower the Benthic Rover II from a MBARI research ship. The rover spends two hours falling to the seabed.

Respirometer
This sensor measures the amount of oxygen that's available for marine life on the seafloor.

Movement
The rover will monitor carbon levels over 48 hours before autonomously moving forward ten metres to repeat the data collection.

Amphibious machines

Take a look at the cutting-edge vehicles that are able to jump between land, water and air as a result of some innovative engineering

The dream of a fully functional amphibious vehicle dates back to the mid-1700s, when an Italian prince drove a modified land/water coach into the Tyrrhenian Sea. Despite the odd universal desire to drive our cars into the nearest lake, only the Amphicar, a steel beauty with stylish tailfins, achieved anything close to commercial success, selling 4,500 units in the Sixties.

Other 'amphibians' have had greater success – namely amphibious aircraft. That's because a simple amphibious plane or helicopter can be made by adding sturdy floats to a pair of landing skids. But amphibious land/water vehicles face many more obstacles, because the engineering rules of the water are often in

direct conflict with the rules of the land. For example, a high-speed watercraft needs to break the plane of the water to reduce drag. Picture the wide, hydrodynamic shape of a speedboat hull, which lifts the nose of the boat up and out of the water. The body of a sports car, on the other hand, needs to be low and flat to reduce drag and safely hug the road during sharp turns. So how do you engineer the body of a vehicle that can navigate both surf and turf with ease and speed?

Modern amphibious vehicles have several key advantages over earlier models. Materials, for example. The Amphicar was pure steel, which not only rusts and corrodes, but makes it heavy as a rock. To keep a steel craft afloat, you



The statistics...



Quadski

Crew: 1

Length: 3.2m (10.5ft)

Width: 1.6m (5.2ft)

Height: 1.4m (4.6ft)

Weight: 535kg (1,180lb)

Max land speed:
72km/h (45mph)

Max water speed:
72km/h (45mph)

Gibbs Sports Quadski

A quadbike that goes from turf to surf in just five seconds

need a lot of water displacement, which demands a bulky body that looks odd on the road. Today's amphibious cars and ATVs are built from composite material – a strong and lightweight blend of plastics and fibre. These lighter bodies sit higher in the water and require less speed to break the plane.

Propulsion is another huge obstacle. Earlier motorised amphibious vehicles relied on propellers for thrust. Propeller blades had to be small in order to ride high enough on the road to avoid damage, and small propellers provide less thrust. Modern amphibians have switched to water jet propulsion systems with no moving parts outside the craft. Water jets take in water through a hole in the bottom of the hull and use power from the engine to turn a centrifugal pump to build up pressure. The pressurised water is then forced through a nozzle in the rear, providing forward thrust.

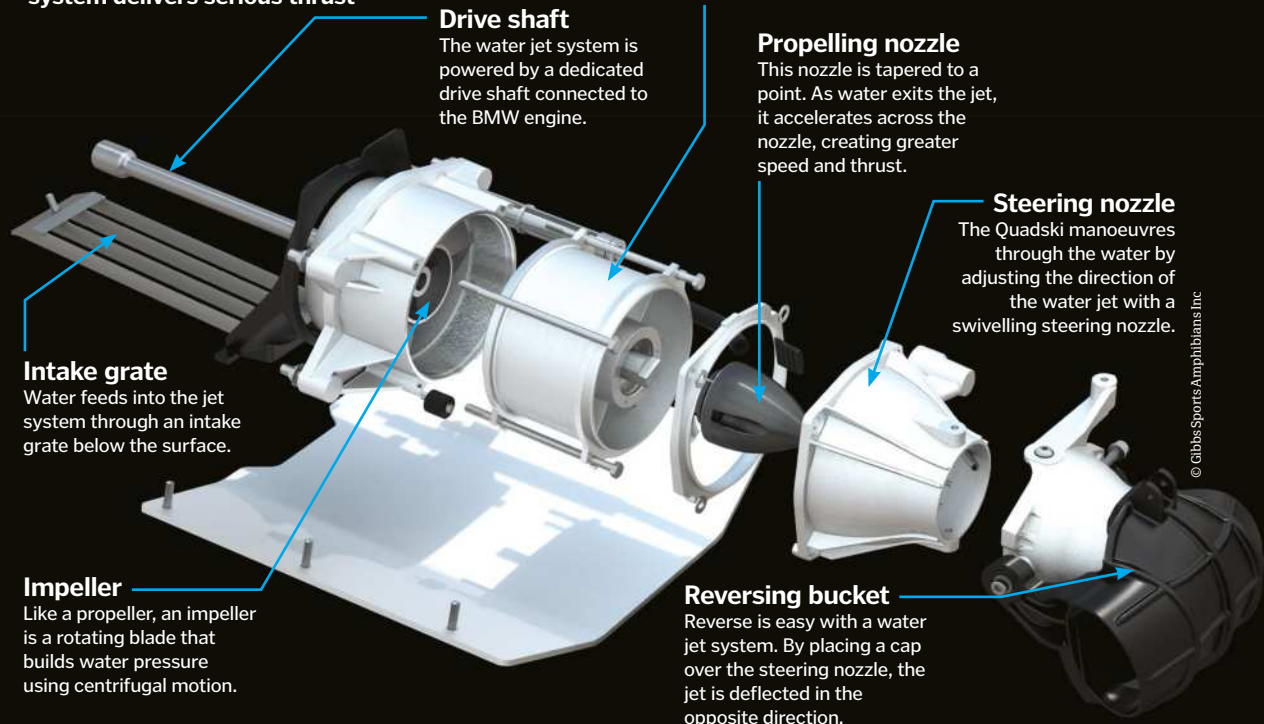
The military has always been a great supporter of amphibious vehicles, with landing craft, troop movers and jeeps playing critical strategic roles since World War II. With continued military funding and engineering breakthroughs, we might see a commercially viable amphibious car sooner than you think.

The Quadski is an amphibious transformer, switching from ATV to jet-ski at the push of a button. The quick-change act centres on the wheels, which fully retract in five seconds thanks to two zippy servomotors. On land, the Quadski looks and rides exactly like a quadbike. For mud-chewing trail rides, the Quadski is powered by the same 130-kilowatt (175-horsepower), 1.3-litre motorcycle engine that supercharges BMW's high-performance racing line. For safety reasons, the engine is capped at 60 kilowatts (80 horsepower) on land, reaching a maximum 72 kilometres (45 miles) per hour. But the real magic is seeing this lightweight ATV move from land to water. Previous amphibian car concepts were literally dead in the water, slogging slow and low. The Quadski, however, leaps out of the water using the full 130 kilowatts (175 horsepower) to pump water through its jet propulsion system. By riding high on the surface on its fibreglass hull, the Quadski can match its maximum land speed on the water.



Jet propulsion up close

The Quadski's compact water jet system delivers serious thrust



© Gibbs Sports Amphibians Inc

Road speed

On land, the rear wheels are powered by one of the three electric motors, giving the sQuba pep off the line but a top speed of 120km/h (75mph).

Topless

The open cabin makes it easier to both sink the sQuba and swim to safety in an emergency.

Breathe easy

The saltwater-resistant interior features slick VDO displays and seat-mounted oxygen supplies.

Rinspeed sQuba

A James Bond fantasy car brought to life

Rinspeed CEO Frank Rinderknecht had dreamt about an underwater 'flying' car since seeing *The Spy Who Loved Me* in 1977. 007's swimming car was the direct inspiration for the sQuba, a modified Lotus Elise with three battery-powered electric motors and oxygen masks. When the aluminium-bodied, watertight Lotus drives into a lake, it floats. With the flick of a switch, power is diverted to two propellers and two water jets to reach a leisurely surface cruising speed of 5.9 kilometres (3.7 miles) per

hour. Getting the sQuba to dive requires driver and passenger to open doors and windows to flood the cabin. To travel at the maximum depth of ten metres (33 feet), the driver must use the water jets. On land, the zero-emissions sQuba can rocket from 0-80 kilometres (0-50 miles) per hour in 5.1 seconds, but maxes out at just 2.9 kilometres (1.8 miles) per hour when underwater.

Jet propulsion

The sQuba's conventional rear propellers are supplemented by two Seabob scooter jets attached to the sides.

Frame

The aluminium and fibreglass body weighs a surprising 920kg (2,028lb), so needs lots of foam and waterproofing to keep afloat.

Dornier Seastar

Land, sea and air: this flying boat's got it all covered

A conventional seaplane is nothing more than a Cessna outfitted with floats. Exposed to seawater, metal seaplanes corrode quickly and require constant maintenance. And without landing gear, they're as waterbound as a tuna. The hull of the speedboat-looking Dornier Seastar, meanwhile, is made entirely of corrosion-proof composite material. For terrestrial destinations, landing gear lowers from the hull. The wide boat hull keeps the craft stable on the water, as

does the in-line arrangement of the twin turboprop engines positioned directly over the cabin. The push-pull action of the two propellers can see the Seastar take off – with up to 12 passengers – after just 760 metres (2,500 feet) and reach a maximum air speed of 180 knots (333 kilometres/207 miles per hour). Short takeoffs and landings are aided by two sets of curved sponsons – side projections that add stability to a vessel's hull – located near the middle of the Seastar.

The statistics...



Seastar

- Crew:** 2
- Wingspan:** 17.6m (58ft)
- Length:** 12.5m (41ft)
- Height:** 4.8m (15.9ft)
- Empty weight:** 3,289kg (7,250lb)
- Max speed:** 333km/h (207mph)
- Max altitude:** 4,572m (15,000ft)

Boat mode

The Seastar is a boat that flies – rather than a plane that floats – so it sits low and steady in the water on its V-shaped hull.

Breaking the plane

Two sets of sponsons make the hull wider under the wings. The sponsons act almost as hydrofoils to raise the hull when moving.

Liftoff

With the nose of the hull out of the water, drag is greatly reduced, so the Seastar can reach takeoff speed in 760m (2,500ft).

Gaining altitude

The push-pull configuration of the twin turboprop engine results in huge thrust so the Seastar can climb 396m (1,300ft) per minute.

Water landing

The sponsons double up as 'water wings'. As the Seastar touches down, the sponsons create just enough drag to slow it.

Zero emissions

Rinspeed stripped the Toyota engine from the Lotus Elise and replaced it with three electric motors and six rechargeable lithium-ion batteries.

The statistics...



sQuba

- Crew:** 2
- Length:** 3.7m (12.4ft)
- Width:** 1.9m (6.3ft)
- Height:** 1.1m (3.6ft)
- Empty weight:** 920kg (2,028lb)
- Max land speed:** 120km/h (75mph)
- Max underwater speed:** 2.9km/h (1.8mph)

Grille gills

When the sQuba floats on the water's surface, the driver can open louvres in the grille to direct water flow toward the rear propellers.



Turret

The gunner's turret fits one soldier and can rotate a full 360 degrees.

Smokescreen

The AAV can also fire smoke grenades from two four-tube grenade launchers.

Battle ready

The rear hatch opens to deploy a battalion of combat-ready Marines.

Fire power

The turret is armed with a .50-calibre machine gun and 40mm (1.6in) grenade launcher.

Body armour

The welded aluminium exterior of the AAV is armoured to withstand small arms fire.

Fast tracks

The all-terrain tracks can manoeuvre through thick sand at speeds up to 72km/h (45mph).



The statistics...

Amphibious Assault Vehicle


- Crew:** 3
- Length:** 7.9m (26ft)
- Width:** 3.3m (10.8ft)
- Height:** 3.3m (10.8ft)
- Weight:** 29.1 tons
- Max land speed:** 72km/h (45mph)
- Max water speed:** 13.1km/h (8.2mph)



Amphibious Assault Vehicle

The first to land and the first to fight

Owned by the US Marine Corps, the Amphibious Assault Vehicle (AAV) is a ship-to-shore troop transporter and fully armed combat vehicle. The AAV weighs close to 30 tons and can carry 21 combat-ready Marines and a crew of three. The amphibious tanks launch from the sea-level well decks of assault ships and roar through the water at ten knots (18.5 kilometres/11.5 miles per hour) powered by two rear water jets. The jets are mixed-flow, reversible pumps that propel 52,990 litres (14,000 gallons) of water per minute. In addition to the jets, the AAV gets some propulsion from its spinning tracks. The AAV rides low in the water and can fire its .50-calibre machine gun and 40-millimetre (1.6-inch) grenade launcher on both land or sea. It makes a seamless transition from ocean to shore and carries enough fuel to haul 4,535 kilograms (10,000 pounds) of cargo as far as 480 kilometres (300 miles) inland.



© US Navy, Domier, Rinspeed



Supertankers explained

These floating oil fields carry the energy needs of a nation in their ample bellies

The world thirsts for oil. Every day our cars, trucks, furnaces and planes drink up 85 million barrels of crude oil in the form of gasoline, diesel fuel, kerosene, jet fuel and dozens of useful petroleum by-products including that Vaseline you rubbed on your lips this morning. Try to imagine what 85 million steel drums of oil look like – and that’s one single day. While Europe and North America remain the largest consumers of oil, our addiction to energy is now a global phenomenon. There is only one way to transport millions of barrels of black gold from the rich oil fields of Russia and Saudi Arabia to the US, Japan and beyond: within the bellies of the largest ships in the world.

Supertankers are high-seas oil tankers that have been supersized to satisfy our colossal modern energy appetite. The biggest of these floating

behemoths can carry the equivalent of over 3 million barrels of crude oil in its dozens of below-deck storage tanks; that amounts to more oil than England and Spain consume every day.

Over the course of a year, hundreds of supertankers criss-cross the world’s oceans and arctic seas transporting over 2 billion barrels of oil with tremendous efficiency. Second only to oil pipelines, these massive ships cost the equivalent of two US cents per gallon to operate.

That’s not to say they’re cheap. A brand-new ultra large crude carrier (ULCC) will cost £80-100 million. They are constructed in the goliath shipyards of South Korea and China, which combine to handle over 80 per cent of the world’s shipbuilding. Supertankers are welded together from huge prefab structures called megablocks. The vessels are

designed with two chief goals in mind: to maximise the amount of oil the ship can carry; and get it to its destination safely.

The first way to maximise carrying capacity is to get bigger. The largest supertanker ever to sail the oceans was the Seawise Giant, weighing in at 564,763 deadweight tons (DWT). If you stood the Seawise Giant on its stern, it would be taller than nearly every skyscraper in the world. Today’s supertankers hover around the more reasonable, but still gigantic, 300,000 DWT mark.

In addition to sheer size, supertankers maximise their carrying capacity by filling nearly the entire hold with storage tanks. Modern tankers don’t carry actual barrels. Oil is pumped from the shore through a system of on-deck pipelines into dozens of below-deck storage tanks. By using many smaller



A bird's-eye view of the prow of an oil tanker

Slosh dynamics

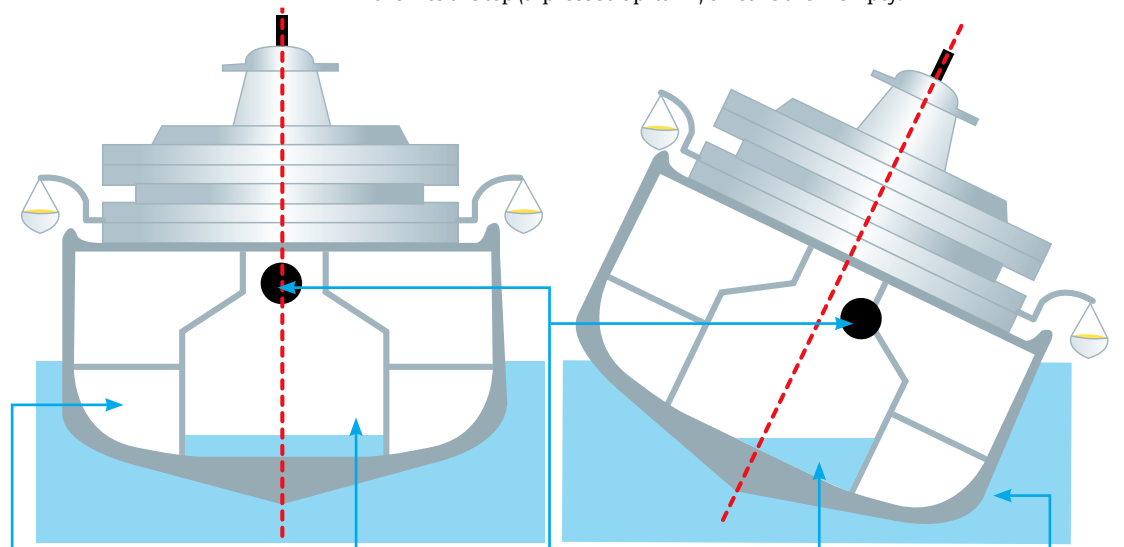
Despite their incredible size and weight, supertankers are surprisingly vulnerable to capsizing. That's because they are filled with liquid cargo, which sloshes about with great force, dangerously altering the ship's centre of gravity. The worst scenario is a large storage tank only partially filled. The liquid in this 'slack tank' will slosh and shift with sudden manoeuvres of the ship or outside forces like strong waves or wind gusts. Since the liquid sloshes in the same direction as the roll, it exaggerates the pitch of the vessel, creating something called the free surface effect. As the vessel tries to right itself to centre, the liquid sloshes even more violently in the opposite direction, initiating a positive feedback loop that can eventually lead to disaster. To mitigate the dangers of the free surface effect, supertankers use several smaller storage tanks and either fill them to the top (a 'pressed up' tank) or leave them empty.

storage tanks, shipbuilders minimise the effects of sloshing (see 'Slosh dynamics' box). While a smaller tank filled to capacity won't slosh and shift its weight on the high seas, a large, half-empty tank could slosh with enough force to capsize even a supertanker. Once the ship reaches its destination, a powerful on-board pump sucks the oil from the tanks and transports it to an on-shore pipeline, storage facility or to a smaller tanker.

Safety is a major consideration on a supertanker. First and foremost, you are transporting massive quantities of a highly flammable liquid. (Every oil tanker features a large stencilled 'No smoking' sign over the crew quarters!) It turns out that the greatest danger is not the oil itself, but the vapours that can become trapped in the partially filled tanks. That's why modern oil tankers employ an automated inert gas system that fills unused portions of a storage tank with a cocktail of gases that render the vapour inflammable.

Oil leaks and spills are another big concern, both for economic and environmental reasons. In the wake of the infamous Exxon Valdez oil spill in 1989, all modern oil tankers are required to have double-hull construction. The inner hull containing the storage tanks is protected by an outer hull; these are divided by a three-metre (ten-foot) gap. When the tanker is full, the space between the hulls is left empty, forming an effective crumple zone. When the tanker unburdens its load of oil, the space is filled with water to act as ballast.

Temperature is another serious concern for supertankers. Crude oil and other fuel products can get thick and sticky if they are allowed to become too cold, making them nearly impossible to unload. When supertankers cross through near-frozen arctic waters, they maintain the desired oil temperature by pumping hot steam through coils underneath each storage tank.



Rocking the boat

The free surface effect can be mitigated by using smaller, off-centre tanks and filling them to capacity.

Slack tank

The free surface effect is exaggerated in a partially filled tank, where liquid moves freely over a large area.

Centre of gravity

If enough liquid sloshes with enough force, it can alter the vessel's centre of gravity and leave the ship unable to right itself.

Slosh

If the ship's manoeuvring or an outside force tips it starboard, the liquid will slosh in the same direction, deepening the roll.

Displacement

Normally, a slight roll is counteracted by the upward pressure of the water displaced. Sloshing liquid acts against that correcting force.



Crude oil is a mixture of compounds known as hydrocarbons

What is crude oil?

Crude oil is the raw, unprocessed petroleum that is pumped out of the ground through oil drilling. The composition of crude oil varies greatly with the location of the underground oil deposit. The main ingredient of crude oil is carbon, which makes up 83-87 per cent of the mix. There are also natural gases bubbling through the thick liquid such as methane, butane, ethane and propane, composed of hydrogen, nitrogen, oxygen and sulphur in varying quantities. The black/brown crude is shipped to oil refineries, where it is purified and separated into commodities like gasoline, diesel fuel, kerosene and liquid natural gas.

Deadweight tonnage

Following the principle of Archimedes' "Eureka!" moment, if you lower a floating vessel into water, a force called buoyancy pushes upwards on the hull with a force equal to the weight of the water it displaces. Buoyancy only works on objects that are less dense than water. It is the huge volume of air in the hull that allows supertankers to float. Because displacement equals weight, we can figure out the total weight of a ship - known as deadweight tonnage - by measuring the height of the waterline against markers painted on the ship's hull.

Anatomy of a supertanker

We take an exploded diagram of one of these mighty vessels and detail the key parts

Deck pipelines

These fixed lengths of pipe running along the tanker's deck are used to pump crude oil to and from the shore.

Double hull

To prevent spills from low-energy collisions or groundings, all modern oil tankers are built with an outer hull and inner hull separated by a 2-3m (6.6-9.8ft) crumple zone.

Droplines

These vertical runs of pipe transport oil from the deck pipelines down into the deep storage tanks.

Cargo tanks


The immense hold of the supertanker is divided into a dozen or more storage tanks. No tanks are allowed to straddle the ship's centreline, as this could destabilise the vessel.

Vents

Flammable vapours can build up in the cargo tanks and must be expelled through on-deck venting systems. The vents ensure that vapours aren't released into confined spaces.

Baffles

Each large cargo tank is divided by a series of vertical baffles that minimise the dangerous sloshing effect of fluid cargo.



One of the massive storage tanks that can be found on a supertanker



Oil tanker timeline

1860s

Wind-powered tankers

A large sailing vessel like the Elizabeth Watts could hold several hundred tons of crude oil, but ocean travel was slow.

1873

First steam tanker

The SS Vaderland is believed to be the first oil tanker powered by a steam engine. They had featured on other types of ship since 1843.

1886

Prototype modern tanker

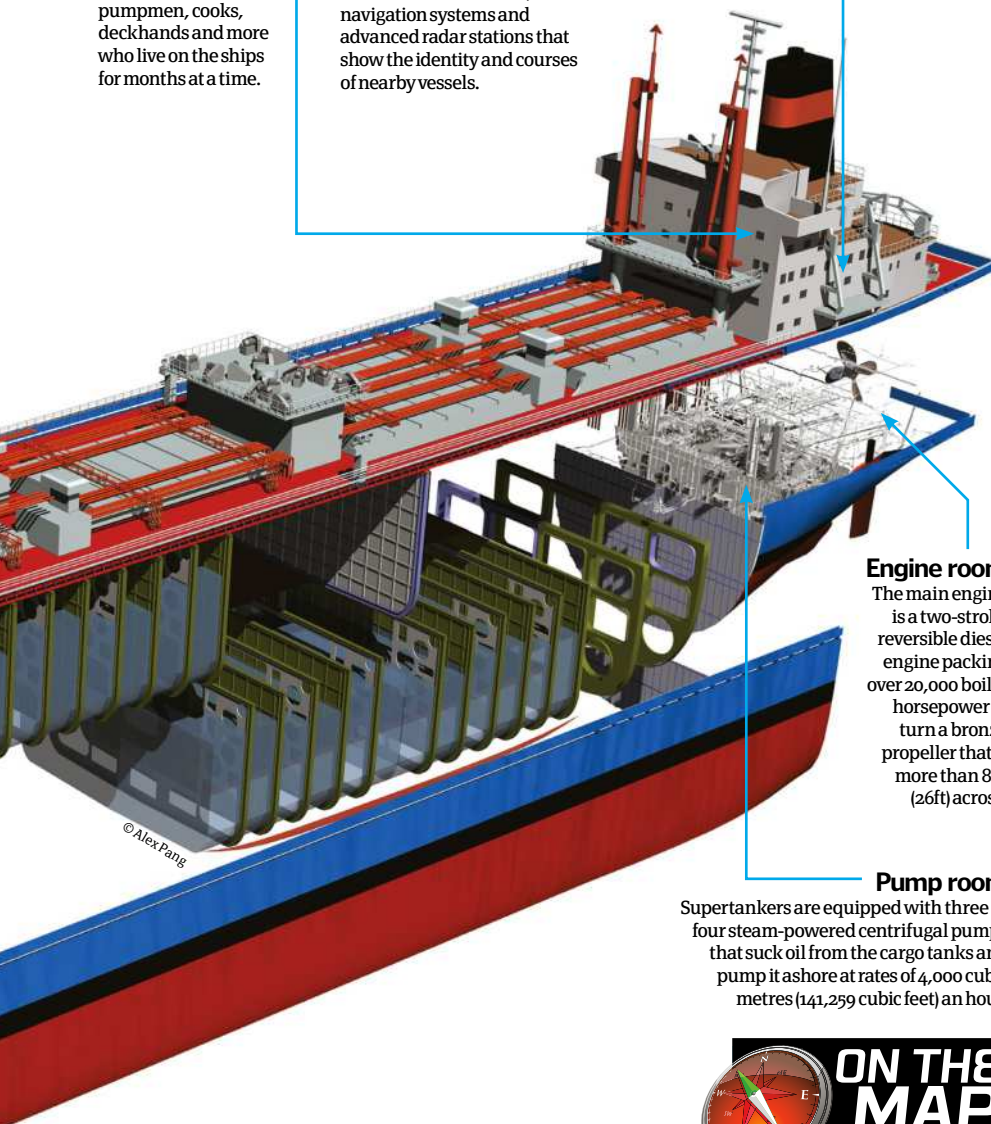
The British-built Gluckauf was one of the first to have many large, permanent storage tanks in its hold, instead of stacking in barrels.

Crew quarters
Supertankers are manned by skeleton crews of captains, officers, engineers, pumpmen, cooks, deckhands and more who live on the ships for months at a time.

Navigation and communications
Modern supertankers are equipped with satellite communication towers, GPS navigation systems and advanced radar stations that show the identity and courses of nearby vessels.

Engine room
The main engine is a two-stroke reversible diesel engine packing over 20,000 boiler horsepower to turn a bronze propeller that is more than 8m (26ft) across.

Pump room
Supertankers are equipped with three or four steam-powered centrifugal pumps that suck oil from the cargo tanks and pump it ashore at rates of 4,000 cubic metres (141,259 cubic feet) an hour.



Oil tanker classification

Oil tankers come in all sizes. Here we explain the differences and what it takes to qualify as a supertanker

Medium-range tanker

<44,999 DWT (deadweight tons)

According to a system developed by Shell Oil called the average freight weight assessment, oil tankers are classified by the maximum amount of deadweight tons (DWT) they can carry. Medium-range tankers handle up to 44,999 DWT and include the Seawaymax class of tankers, the largest vessels that can pass from the interior Great Lakes of the US-Canadian border to the Atlantic Ocean via the St Lawrence Seaway.

Long-range tanker 1 (LR1)

45,000-79,000 DWT

Tankers classified as LR1 can carry between 45,000 and 79,000 DWT, which may be small on a supertanker scale, however LR1 tankers do have their advantages. For example, no tanker larger than an LR1 can squeeze through the narrow locks of the Panama Canal, which can shave many miles off a journey.

Long-range tanker 2 (LR2)

<160,000 DWT

Some LR2 tankers are twice as large as the heaviest LR1s, reaching a maximum weight of 160,000 DWT. Smaller tankers in the LR2 class roam the waters of shallower sea basins like the North Sea, Black Sea and the Caribbean. The largest LR2s still float shallow enough to pass through the Suez Canal, thus avoiding the long journey around the southern tip of Africa.

Very large crude carrier (VLCC)

<319,999 DWT

From the VLCC class up is officially supertanker territory. VLCCs weigh in at a maximum 319,999 DWT. VLCCs are also known as Malaccamax craft, because they are the largest tankers that can fit through the Strait of Malacca – a 25-metre (82-foot)-deep pass between Malaysia and Sumatra – the most direct sea route from the oil-rich Middle East to oil-hungry China.

Ultra large crude carrier (ULCC)

<500,000 DWT

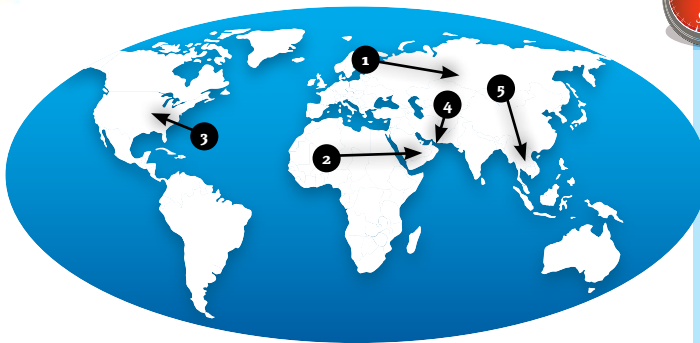
These gargantuan vessels – more like small, floating nation-states – are the monsters of the supertanker world, with a maximum carrying capacity of 500,000 DWT. The typical ULCC can transport over 3 million barrels of oil, more than the combined daily energy usage of England and Spain. Most ULCCs are too big to fit through canals, so they must take the scenic route around the southern tips of Africa and South America.



Top oil producers*

- 1 **Country:** Russia
Barrels per day: 9.93m
- 2 **Country:** Saudi Arabia
Barrels per day: 9.76m
- 3 **Country:** United States
Barrels per day: 9.14m
- 4 **Country:** Iran
Barrels per day: 4.17m
- 5 **Country:** China
Barrels per day: 4.00m

*Source: US Energy Information Administration



1903

Internal-combustion tankers
Alfred Nobel's brothers, Ludvig and Robert, were oil tanker innovators. The Vandal was their first diesel-electric ship, powered by three 120hp diesel motors.

1915

Wartime refuelling
The USS Maumee was the first large oil tanker used to refuel destroyers on their long Atlantic voyage from America to the UK.

1958

First supertanker
The Japanese-built SS Universe Apollo was the first oil tanker to exceed 100,000 deadweight tons.

Hovercraft

How do these incredible machines traverse both land and sea?

The ability of hovercraft to cross dry land as well as water has seen them employed in the military and tourism sectors for many years. Although once billed as the next generation of transportation, they have somewhat declined in popularity over the last decade. Despite this, their usefulness is still readily apparent.

The core principle of a hovercraft is that the hull of the vehicle is suspended on top of a giant cushion of air, held in place by flexible rubber that allows it to traverse difficult terrain or choppy waves without being torn apart.

So how do they work? At the centre of a hovercraft is a huge fan that fires air downwards, pushing the hull off the ground as high as two metres (6.5 feet). Smaller fans on top of the hull push air backwards, giving the hovercraft forward momentum. Rudders direct this flow of horizontal air to allow a hovercraft to change its direction.

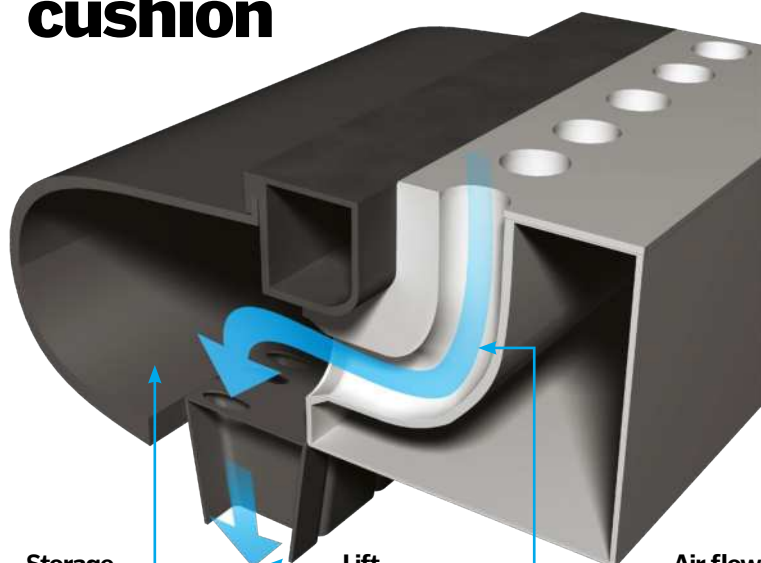
Traditional hovercraft have an entirely rubber base that allows for travel on land or sea, but others have rigid sides that, while suited only to water, can have propellers or water-jet engines attached for a quieter craft.

Hovercraft have been in use for over 50 years



© Andrew Berridge

The air cushion



Storage

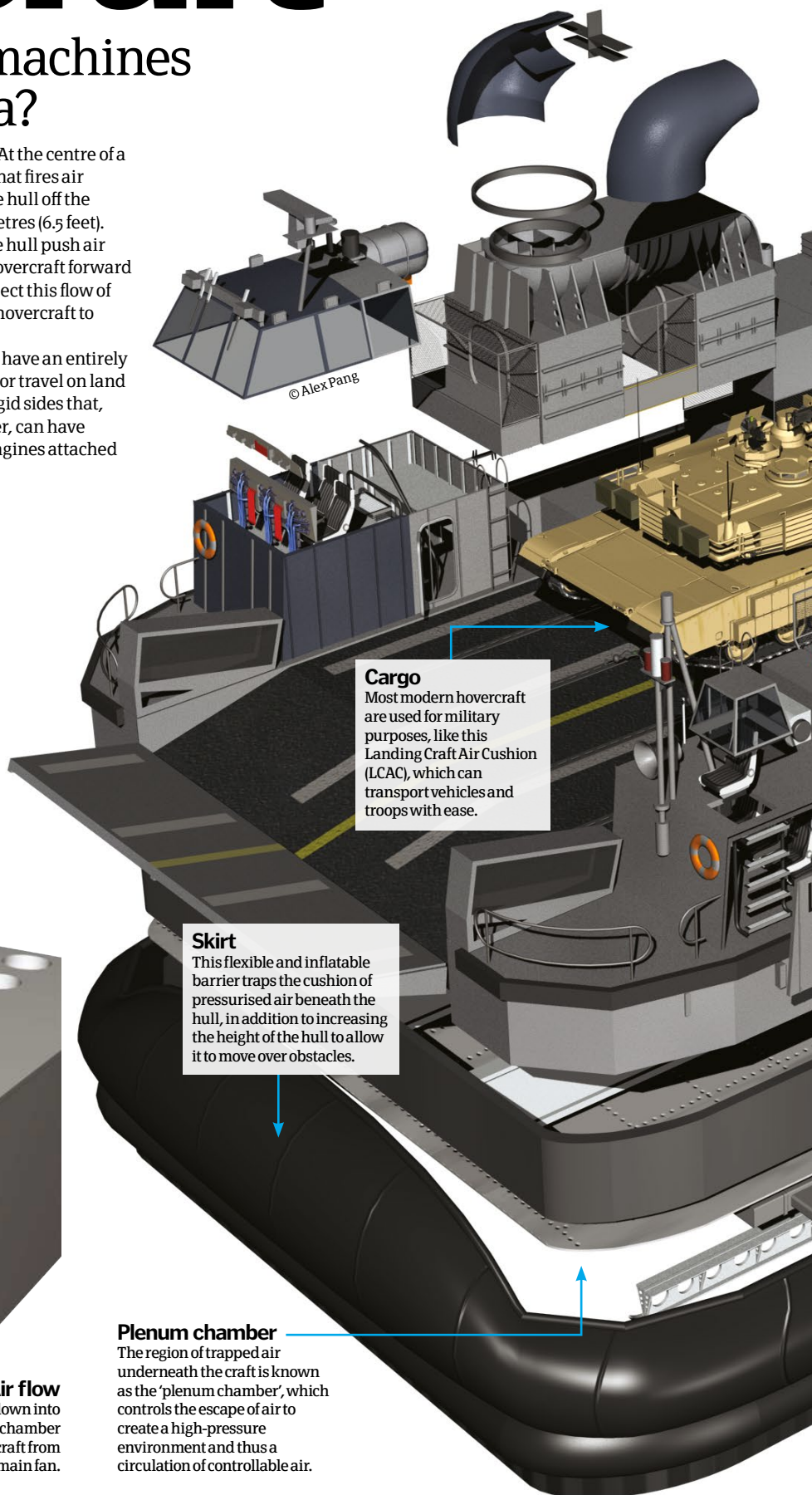
Air is stored until it's needed to give more lift, when air escapes through the hovergap.

Lift

Transfer of air into the plenum chamber increases pressure and allows the craft to rise.

Air flow

Air is sent down into the plenum chamber of the hovercraft from the main fan.



© Alex Pang

Cargo

Most modern hovercraft are used for military purposes, like this Landing Craft Air Cushion (LCAC), which can transport vehicles and troops with ease.

Skirt

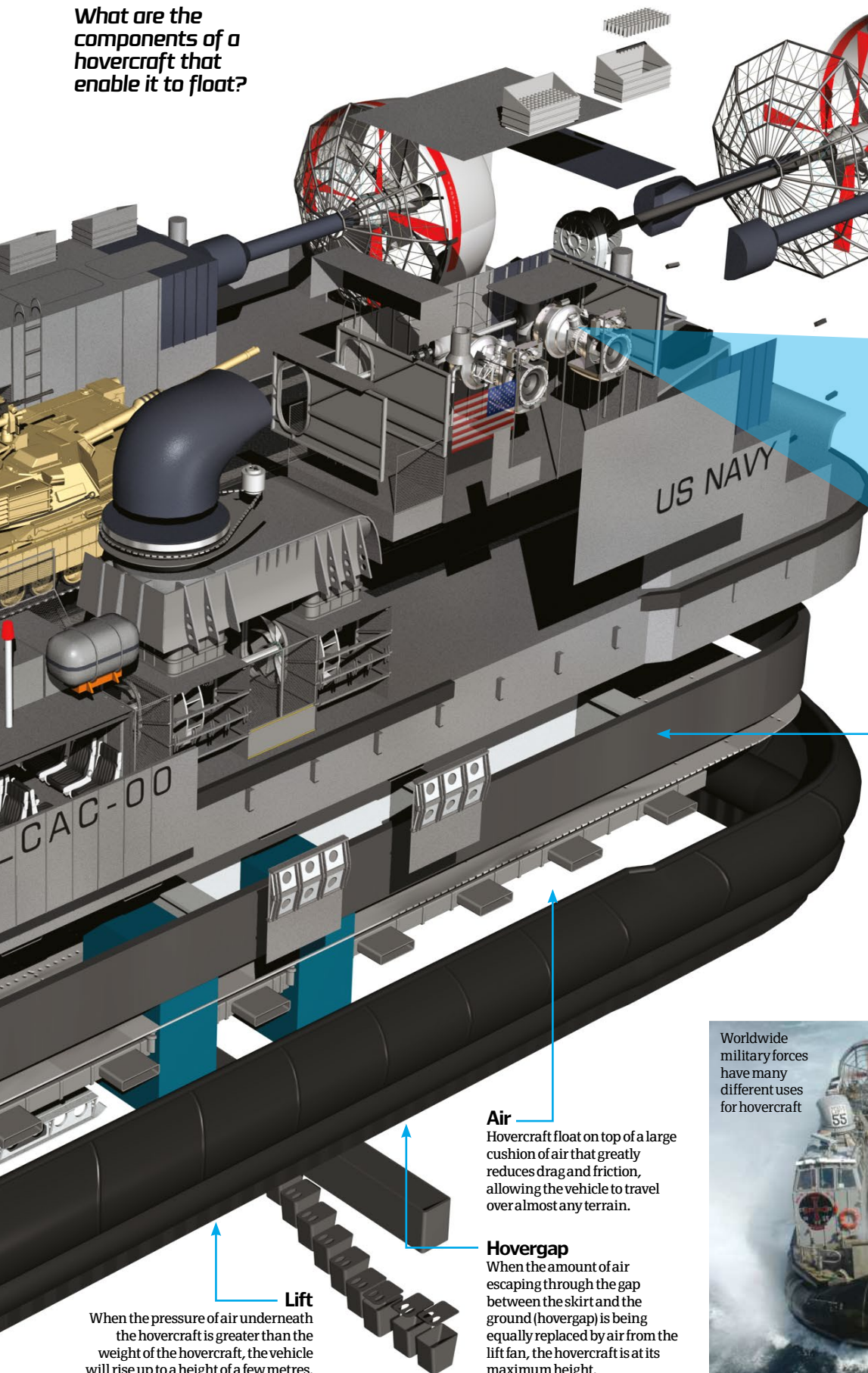
This flexible and inflatable barrier traps the cushion of pressurised air beneath the hull, in addition to increasing the height of the hull to allow it to move over obstacles.

Plenum chamber

The region of trapped air underneath the craft is known as the 'plenum chamber', which controls the escape of air to create a high-pressure environment and thus a circulation of controllable air.

Inside an LCAC hovercraft

What are the components of a hovercraft that enable it to float?



Rudders

Flaps at the back control the hovercraft like an aircraft, directing airflow in certain directions to allow it to be steered.

Thrust fans

The hovercraft gains its propulsion from these backwards-facing fans, normally mounted on the back of the vehicle. Some use ducted fans while others favour naked propellers.



Lift fan

Air is pumped into the plenum chamber by the main fan in the centre of a hovercraft. Although some hovercraft divert air from the thrust fans instead, lift fan designs are much easier to construct.

Hull

The hull is where you'll find the driver, passengers and cargo of the hovercraft. It sits on top of the cushion of air that keeps the vehicle aloft.



Smaller hovercraft use mostly the same techniques as their larger brothers

© Ankara



Worldwide military forces have many different uses for hovercraft

Air


Hovercraft float on top of a large cushion of air that greatly reduces drag and friction, allowing the vehicle to travel over almost any terrain.

Hovergap

When the amount of air escaping through the gap between the skirt and the ground (hovergap) is being equally replaced by air from the lift fan, the hovercraft is at its maximum height.

Lift

When the pressure of air underneath the hovercraft is greater than the weight of the hovercraft, the vehicle will rise up to a height of a few metres.



MILITARY

The machines that shape modern warfare



124

102 Spies in the sky
The spy planes cruising the skies to keep civilians under close observation

110 Stealth bomber
The B-2 is extraordinary, both in terms of appearance and design

112 F-14 Tomcat
Uncover the technology and secrets of one of the most iconic fighter jets the world has ever seen

114 Attack Helicopters
These helicopters are among the deadliest new weapons out there

122 AJAX armoured fighting vehicles
The sophisticated vehicles that will serve as the army's eyes and ears in combat

124 How to build a warship
Explore the technology of tomorrow with these military naval masterpieces

132 Tanks
Take a tour of the last century's most formidable battle machines



116

"Discover the world's top military tech that is watching you right now from land, the seas and sky"



102



110



114



128



132



TOP-SECRET

A high-angle, low-perspective shot of an SR-71 Blackbird reconnaissance aircraft in space. The aircraft is dark grey and sleek, with 'SR-71' visible on its upper fuselage. It is angled towards the upper left, with its engines glowing orange and yellow. The background is a deep blue space with a thin, glowing blue line representing the Earth's atmosphere.

SPIES IN THE SKY

THE TOP-SECRET MILITARY TECH THAT'S
WATCHING YOU RIGHT NOW

On 1 May 1954, the Soviet Union's newest bomber – the Myasishchev M-4, nicknamed 'Hammer' – soared above Red Square in Moscow. It wasn't long after the successful detonation of a hydrogen bomb, and the US watched as its former World War II ally turned into a Cold War enemy.

Gaining intelligence was almost impossible, as surveillance planes that tried to enter Soviet airspace were shot down. The Lockheed U-2 would prove to be a complete game-changer. Developed at what went on to become the top secret Area 51 facility, this plane could fly out of reach of enemy fighters and missiles, taking detailed aerial photographs of airfields, factories and shipyards. Knowledge is power, and these images proved to the US

that there was no immediate threat and so a deadly arms race – and potential nuclear war – was averted.

Over the course of their history, spy planes have become the most feared aircraft, despite carrying no weapons. Deployed by government and military forces, these eyes in the sky can be used for many different tasks, from patrolling borders and gathering information behind enemy lines, to monitoring battlefields for strategic decision-making.

Getting the information they need quickly and discreetly is the key aim for engineers. Modern spy planes use cutting-edge science and technology to do this, but historical planes were able to achieve amazing feats too. One such example is the SR-71 Blackbird. It was built in the analogue

age, taking off in 1964 and performing reconnaissance missions until its retirement in 1990.

Despite being 32 metres long with a 17-metre wingspan, this black behemoth could fly faster than a rifle bullet, hitting Mach 3 – three times the speed of sound, over 3,700 kilometres per hour. Its distinctive curved shape with a sharp edge that ran along the body of the plane presented very few surfaces for radar detection, and using



Many technologies invented for the SR-71 are still in use today

Inside the SR-72

Blackbird's successor has a combined cycle propulsion system for reaching hypersonic speeds

Combined cycle

A turbojet engine is combined with a supersonic combustion ramjet engine for optimum performance.

Turbojet

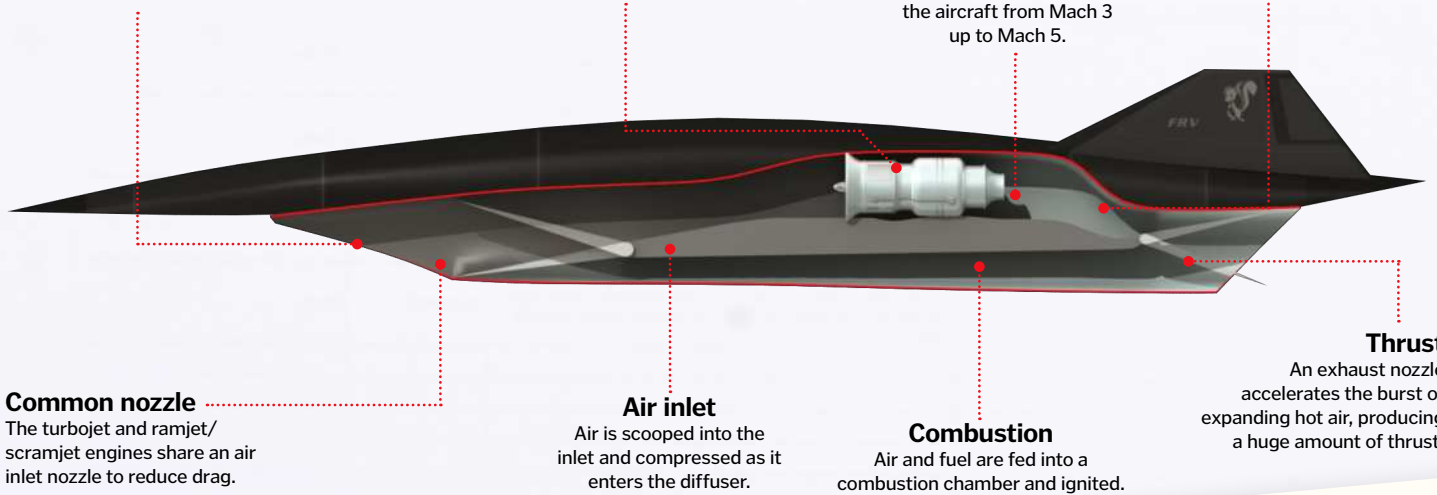
The turbojet engine provides the initial thrust to accelerate the SR-72 from takeoff to Mach 3.

Ramjet force

The ramjet engine then takes over, accelerating the aircraft from Mach 3 up to Mach 5.

Scramjet force

The dual-mode ramjet engine switches to scramjet (supersonic ramjet) mode to accelerate from Mach 5 to Mach 6. It uses supersonic air for combustion to reach speeds of around 7,400km/h.



Common nozzle

The turbojet and ramjet/scramjet engines share an air inlet nozzle to reduce drag.

Air inlet

Air is scooped into the inlet and compressed as it enters the diffuser.

Combustion

Air and fuel are fed into a combustion chamber and ignited.

Thrust

An exhaust nozzle accelerates the burst of expanding hot air, producing a huge amount of thrust.

"Throughout history, spy planes have become the most feared aircraft, despite carrying no weapons"



The SR-72 will reach speeds of Mach 6, double that of its predecessor



top-of-the-range photographic equipment for the time, Blackbird captured images of the ground from an altitude three times the height of Everest. Although some were lost in accidents, none were ever shot down or captured by an enemy.

Now that this godfather of spy planes is out to pasture, Lockheed Martin's Skunk Works division is developing a faster, unmanned successor, the SR-72 (nicknamed the 'Son of the Blackbird'). The engines will use a hybrid system to reach hypersonic speeds, enabling the aircraft to cross an entire continent in an hour. The air friction of this speed alone could melt steel, so the SR-72 is likely to be made of composite materials, similar to those used for space shuttles and missiles. It will need to be capable of withstanding temperatures in excess of 1,000 degrees Celsius and be sealed to stop lethal air leaks.

The technology needed to take photographs at this kind of speed will also be an incredible feat, and the exact makeup of this aircraft's gadgetry has not been confirmed, or perhaps even invented yet. What we do know is that it won't just be an observer. This new unmanned plane will be armed to the teeth, launching bombs to hit targets from altitudes of around 24 kilometres - up in the stratosphere.

Aerodynamics play a huge part in spy plane tech - aircraft like the SR-72 need to be designed to cope with stresses experienced when travelling at such high speeds. The Son of the Blackbird will need to be incredibly well balanced to deal with the changes between subsonic, supersonic and hypersonic flight to ensure that the craft is not ripped apart by the shifting centre of lift.

However, the Global Hawk, for example (an Unmanned Aerial Vehicle made by Northrup Grumman) is nothing like how you might

The SR-71 carried two crew members, but its successor is likely to be unmanned



Boeing Poseidon P-8

This sky-borne sub hunter scans the waters for unwanted aquatic visitors

Based upon the tried-and-tested body of the Boeing 737-800 commercial airliner and the wings of Boeing's 737-900, the Poseidon P-8 is an advanced maritime patrol and reconnaissance aircraft. Featuring all kinds of task-specific technology, the P-8 is able to fly fast and low, cruising above the sea to seek out submarines that can pose threats to aircraft carriers.

Six extra body fuel tanks extend the plane's range to find the subs. Some variants of the Poseidon P-8 model use radar, a magnetic anomaly detector and electronic intelligence sensors to

monitor telecommunications and infrared imaging to keep tabs on shipping. It can also deploy expendable sonobuoys to act as satellite sensors in the field.

But that's not all this spy plane can do. With its strengthened fuselage, the Poseidon also boasts missiles, mines and torpedoes in its arsenal, making it ready to aim, fire and dispatch a rebel submarine if ever required.

Weapons bay
The belly of the plane hosts five stations for Mk54 torpedoes and mines.

Refuelling

This port makes aerial refuelling possible, extending missions beyond the range a single tank provides.

Engines

Two powerful, fuel-efficient CFM56-7B turbofan engines enable a maximum speed of 907km/h.

Workstations

High-resolution workstations operate seamlessly with the craft's radar, with all sensors controllable from each station.

Multi-mode radar

Radar detects surface ships and other aircraft, producing ultra-high resolution images in all weather conditions.






Sonobuoys listen for sounds in the water and relay information to the aircraft

Satellite antennae

Perched atop the tailfin sits an array of military communications antennae.

Magnetic anomaly detector (MAD)

On some models, this submarine-detection apparatus is mounted on an extension at the back of the aircraft to minimise interference.



For every advance in spy plane detection, there's an advance in submarine evasion

Stealth subs

You could easily think that, for a giant metal tube in a featureless ocean, there's nowhere to hide. But once again, tech is lending a hand. Where some aircraft use magnetic anomaly detectors to seek out magnetic signatures, submarines will employ 'degaussing' techniques to evade detection. This involves using electromagnets to create another magnetic field that matches the background field, rendering the signature undetectable.

Another stealth method is to deflect sonar. Coating materials modify the sound waves hitting a submarine so that they don't bounce back. Such materials in development include a substance that 'wicks' sound waves off a sub like water off a duck's back, as well as a material that looks like miniature bubble wrap, which soaks up and disperses sound.

As sound is a big part of sub detection, one of the key ways to avoid being found is to reduce the din. All of the machinery in a submarine will be placed upon acoustic and vibration deadening buffers to minimise the overall noise of the vessel.

© WIKI: Alamy / Illustrations by Adrian Mann

"With its strengthened fuselage, the Poseidon also boasts missiles, mines and torpedoes in its arsenal"

Sonobuoy launch tubes

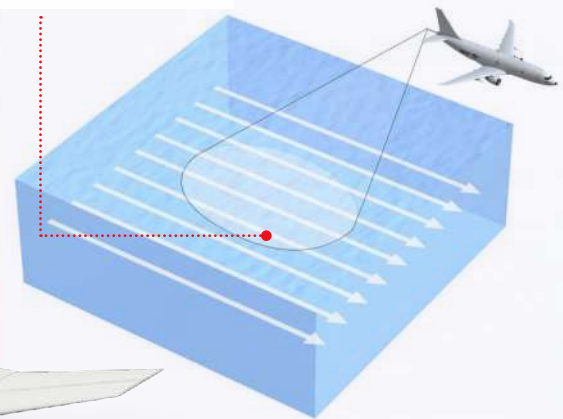
Over 100 sonobuoys can be launched per flight, to detect submarine activity and send acoustic data to the plane.

Arsenal

A variety of weapons can be fitted, including torpedoes, depth charges and anti-ship missiles.

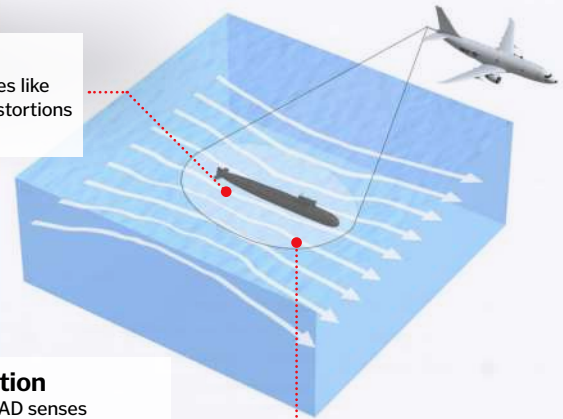
Detection

The MAD uses a magnetometer to sense Earth's magnetic field.



Distortion

Large metal structures like submarines cause distortions in the magnetic field.



Location

The MAD senses distortions, revealing the submarine's location.



Torpedoes propel themselves towards underwater targets before detonating



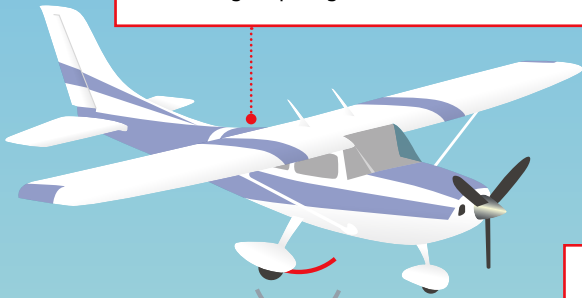
Surveillance strategies

The methods that spy planes use from above to find and track mobile communication signals




1. Power up the dirtbox

Planes are often equipped with tech known as dirtboxes, so-called for the initials DRT that stand for Digital Receiver Technology. They work by mimicking the job of telecommunication towers, tricking mobile phones into sending unique registration data to the dirtbox device.



2. Scan and single out

The dirtbox can scan thousands of phones before it reaches its intended target. Once the suspect has been located and locked on to, the DRT disregards the other phones, and focuses on collecting information.



Imagine a top-level spy plane to look. It has a bulging front profile and a somewhat chunky tail end, but this amazing surveillance drone is able to fly across the world to deliver real-time ISR (Intelligence, Surveillance and Reconnaissance) data to its controllers at US Air Force ground bases.

Unmanned aircraft offer numerous advantages for the advance of spy planes. First of all, engineers do not need to construct a cockpit that safeguards human life. When it

comes to creating a monster machine that operates on the very edges of space, this is a money, time and space-saving bonus. The other benefit of using a spy drone instead is that it can keep going for longer than a mission with an onboard pilot. Many drones can also be pre-programmed to carry out assignments even if contact is lost with its base team.

One such spy drone causing ripples in aerial reconnaissance is Northrop Grumman's RQ-180. Not much is known about this robot apart from

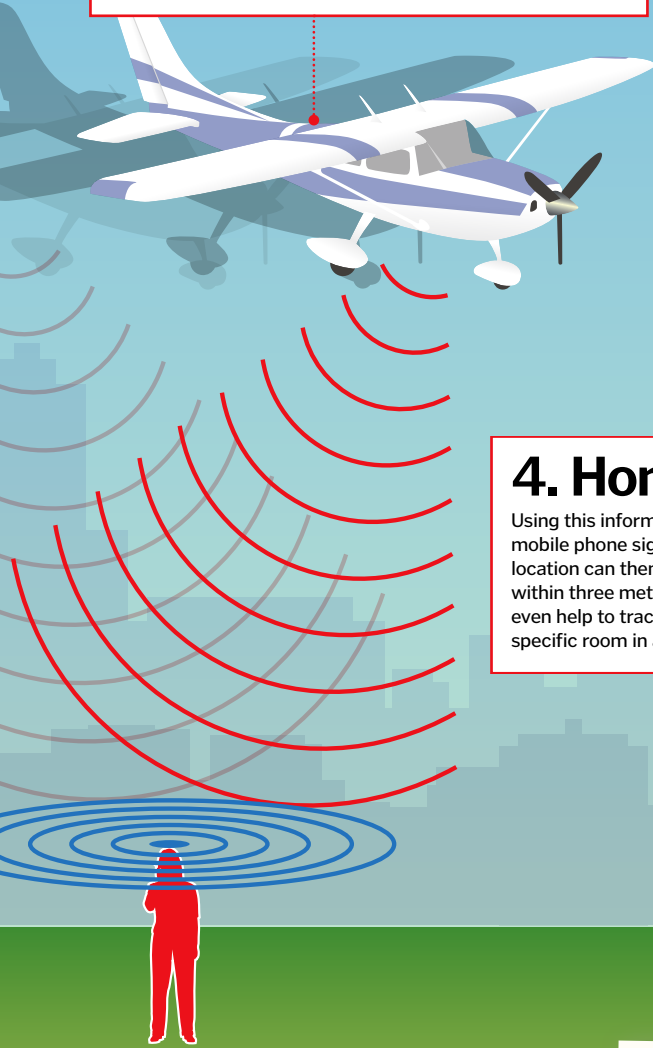
the fact that it exists, and that the stealth drone is designated for flying in defended airspace for spying on heavily armed rival nations. It's thought that to evade radar detection, this drone may be designed with the 'cranked kite' formation, where the shape is a fusion of the 'kite' and 'flying' wing formations. The chunky and angular shapes are designed to scatter oncoming radar waves, so that they can't be bounced back to their location and the plane can fly undetected.



The Global Hawk surveillance drone has been used in combat in Iraq and Afghanistan

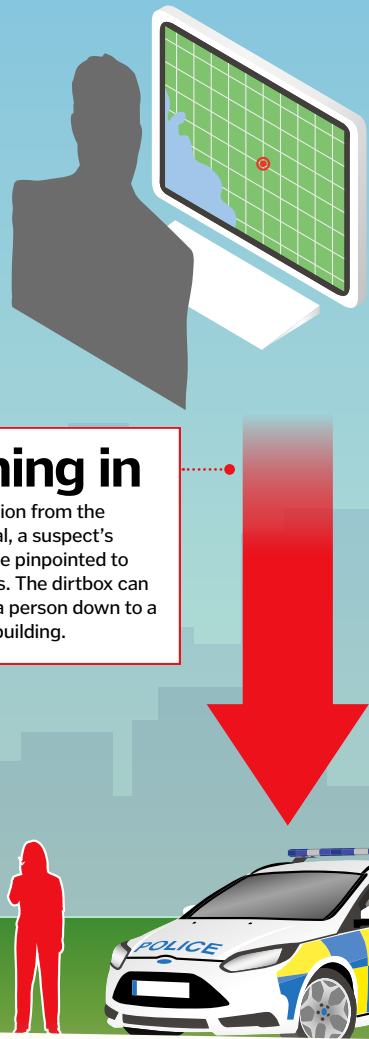
3. Get into position

The plane manoeuvres into the best position to get a clear signal from the mobile phone in question. It can detect signal strength and geographical location of the user as well as obtain identifying information about the phone's owner.



4. Homing in

Using this information from the mobile phone signal, a suspect's location can then be pinpointed to within three metres. The dirtbox can even help to track a person down to a specific room in a building.



"The dirtbox can scan thousands of phones before it reaches its intended target"

The unlikely spy plane

Cessna is a company known for making light aircraft, the type that any pleasure pilot would take out for an afternoon's flight. Yet in 2015 the internet saw an explosion of reports that the FBI had outfitted some of these nondescript civilian airplanes with high-tech surveillance gadgetry.

The Cessna 182 'Skylane' is one such craft, having had the investigative force of the Bureau behind its major upgrades; the thermal imaging and infrared cameras, night vision technology plus mobile phone interceptors are just a few add-ons. These features help the FBI to follow on-going investigations targeting specific individuals, as well as support law enforcement.

These humble planes have also received high-grade makeovers from the US Air Force, who have kitted out a 182 Skylane with modifications to be used in military training exercises. The plane has all the intelligence, surveillance and reconnaissance sensors it needs to be able to mimic that of a Predator Unmanned Aerial Vehicle.

The single-engine Cessna 182 Skylane plane is proving an excellent choice for unobtrusive surveillance



As well as the shape of the aircraft, radar-absorbent materials can also be used to make them less visible. When the waves from the seeking radar hit it, these coatings can deflect the waves and send them in another direction, or in such a manner that the deflected waves cancel out the incoming ones. This renders the craft practically undiscoverable.

Stealth, speed and strength are all very well, but if a spy plane can't carry a decent payload then it's not worth its salt. There are countless

Spy planes are capable of reaching enormous altitudes





different gadgets and gizmos that can be attached, built in, added or upgraded in order to turn an ordinary military aircraft into a hub of digital sensory perception. Radar and sonar, for example, use radio and sound waves (respectively) that bounce off objects to pinpoint their location.

Reconnaissance aircraft will often carry high-resolution imaging equipment, with top-level zooms and digital video streaming and recording capabilities. Thermal imaging and infrared sensors are other payload regulars, along with a plethora of communications interceptors, acoustic monitoring and many other ways to listen in on the rest of the world. The data is delivered to analysts either onboard or on the ground via high-speed real-time links, so the intelligence gathered can be used advantageously.

It would seem that the future for ISR missions involves plenty of speed, power and altitude with the benefit of automated features. Although there are no plans to retire the old faithfuls like Lockheed's U-2 Dragon Lady just yet, there are also plenty of rumours circulating about plans for faster, meaner, more multifunctional spy planes.

One such concept is the TR-X – another Lockheed invention from their famous Skunk Works spy plane creation station in California. The planning stages are still in their infancy, but Lockheed have stated this spy plane will take the best bits of all the other great spy planes in the skies today and roll them into one mega plane that could be deployed by 2030. You could keep your eyes on the sky, but you would probably never see it coming.

The Lockheed U-2 cockpit is packed full of high-tech features designed to inform and assist the pilot



The Lockheed U-2 reconnaissance plane is regarded as one of the world's top spy planes

Wingspan

With a tip-to-tip width of 31.4m, the U-2's wingspan is perfectly tuned to provide lift for its high-altitude missions.

Landing gear



The wheels are behind one another at the front and back, and the plane comes to a stop with one wingtip scraping the ground.

Cabin pressure

To prevent decompression sickness, 2013 saw cockpit pressure adjusted from the equivalent of 8,840m (nearly the height of Everest) to 4,570m.

Payload

Even at such high altitude, the aircraft can carry 2,270kg of sensors and other mission-specific equipment.



Lockheed U-2

The plane that peeked around the Iron Curtain is still going strong

Named 'Dragon Lady' by the US Air Force, the U-2 was the brainchild of engineer Clarence 'Kelly' Johnson and went from design to test flight in just nine months. The slender body and long wingspan allow it to fly a range of over 4,800 kilometres at an altitude of over 21 kilometres.

The next-gen U-2 family, the U-2S, was built in the 1980s and is expected to be operational beyond 2050. These planes are fitted with state-of-the-art sensor systems that are able to collect data day and night,

in all weather. The intelligence is distributed in real time for analysis and exploitation over super-fast digital links.

Today, some of the U-2's work is for NASA, equipped with various sensors to conduct atmospheric tests. U-2s have also patrolled the skies above Iraq and Afghanistan, intercepting insurgent communications and using their incredible imaging sensors to detect small disturbances on the ground, alerting troops to the presence of improvised explosive devices and mines.

Sensors and display

Electro-optical/infrared sensors feed data into the cockpit, presenting information clearly to the pilot.

Altitude climb

The U-2 is able to climb to 15,240m in about 20 minutes, and 19,812m within an hour of take-off.

Safety car

Landing a U-2 is very tricky and requires the help of another pilot giving radio instruction from a safety car.

U-2 pilots wear pressurised space suits to keep themselves protected when flying at high altitude

"The next-gen U-2 family, the U-2S, was built in the 1980s and is expected to be operational beyond 2050"

NASA captures atmospheric data using the U-2



You may not see the plane, but you'll see the bombs

© Northrop Grumman



© Northrop Grumman

Composite materials
Any radar returns are reduced by the composite materials used, which further deflect any signals.

Crew compartment
The B-2 carries two crew, a pilot and a mission commander with room for a third if needed.

Fly-by-wire
The B-2's unique shape makes it unstable, and it relies on a computer to stabilise it and keep it flying.

Windows
The B-2's windows have a fine wire mesh built into them, designed to scatter radar.

Air Intakes
To further reduce the B-2's signature, the engine intakes are sunk into the main body.

Stealth Bomber

The B-2 is extraordinary, both in terms of appearance and design

The 'flying wing' shaped Stealth Bomber is a unique aircraft that was designed specially to make it as invisible as possible. Its shape means there are few leading edges for radar to reflect from, reducing its signature. This is further enhanced by the composite materials from which the aircraft is constructed and the coatings on its surface. These are so successful that despite having a 172-foot wingspan, the B-2's radar signature is an astounding 0.1m².


The B-2's stealth capabilities, and aerodynamic shape, are further enhanced by the fact its engines are buried inside the wing. This means the induction fans at the front of the engines are concealed while the engine exhaust is minimised. As a result, the B-2's thermal signature is kept to the

bare minimum, making it harder for thermal sensors to detect the bomber as well as lowering the aircraft's acoustic footprint.

The design also means the B-2 is both highly aerodynamic and fuel efficient. The B-2's maximum range is 6,000 nautical miles and as a result the aircraft has often been used for long-range missions, some lasting 30 hours and in one case, 50. The B-2 is so highly automated that it's possible for a single crew member to fly while the other sleeps, uses the lavatory or prepares a hot meal and this combination of range and versatility has meant the aircraft has been used to research sleep cycles to improve crew performance on long-range missions.

Despite this, the aircraft's success comes with a hefty price tag. Each B-2 costs \$737 million and must

be kept in a climate-controlled hangar to make sure the stealth materials remain intact and functional. These problems aside though, the Spirit is truly an astonishing aircraft, even if, chances are, you won't see one unless the pilots want you to...



Not one you're likely to find in your I-Spy book...

Ghost works: Inside the Spirit

The B-2 is an unusual combination of complexity and elegance, the entire airframe built around the concept of stealth and focused on making the aircraft as hard to detect as possible

Flying wing
The B-2's shape means it has very few leading edges, making it harder to detect on radar.

Carbon-reinforced plastic
Special heat-resistant material near the exhausts mean the airframe absorbs very little heat.

Bomb rack assembly (BRA)
The bomb rack assembly can hold up to 80 500lb bombs.

Engines
The B-2's four General Electric F118s don't have afterburners as the heat these generate would make the aircraft easier to detect.

Rotary launch assembly (RLA)
The RLA allows the B-2 to deploy different weapons in quick succession.

Landing gear doors
The landing gear doors are hexagonal to further break up the B-2's radar profile.

The statistics...

B-2 Spirit

Manufacturer: Northrop Grumman

Year deployed: 1993

Dimensions: Length: 69ft, wingspan: 172ft, height: 17ft

Weight empty / max: 158,000lb / 336,500lb

Unit cost: \$737,000,000

Max speed: Mach 0.95 (604mph)

Propulsion: The B-2 has general Electric F118-GE-100 non-afterburning turbofans

Ceiling: 50,000ft

Armament description: The B-2 has two internal bays capable of holding 50,000lb of ordnance. Common payloads often include:

- 80 × 500lb class bombs (Mk-82) mounted on the bomb rack assembly or BRA
- 36 × 750lb CBU class bombs on BRA
- 16 × 2,000lb class weapons (Mk-84, JDAM-84, JDAM-102) mounted on the rotary launcher assembly RLA
- 16 × B61 or B83 nuclear weapons on the RLA

Landings are fine, if the tower spots you coming...



The B-2's engines are buried within the wing

© John Batchelor / www.johnbatchelor.com



F-14 Tomcat

One of the most iconic fighter jets ever built, the F-14 Tomcat dominated modern warfare for decades, delivering great performance across the wide spectrum of aerial engagement

Designed to protect the US Navy's aircraft-carrier operations at long ranges against Soviet aircraft and missiles, the Grumman Corporation-built F-14 Tomcat has been entrenched in military history and public consciousness for decades. Made famous by its numerous high-profile operations – including missions in the Vietnam, Gulf and Iraq wars – and extensive usage in the Eighties classic film *Top Gun*, the F-14 has been synonymous with prestige, advanced technology and dynamic, aggressive flight performance.

This reputation emanated from its next-generation, multi-use design, which allowed it to be utilised as both a long-range naval interceptor and air superiority fighter, making it capable of fighting in any aerial engagement. Key to this was the F-14's variable geometry wings, a sweeping system that could modify the wing position between 20 and 68 degrees depending on the nature of the operation. At high speeds, which the F-14 was capable of with great ease, the wings would be swept back, while when undertaking long-haul patrol missions at lower speeds, the wings could fully extend out, maximising its lift-to-drag ratio and improving fuel efficiency.

While in flight, its power was supplied by two Pratt & Whitney TF30 turbofans, jet engines each capable of delivering a massive 27,800 pounds of thrust with afterburners engaged. This gave the F-14 a top speed of 1,544mph (2,484kph), over twice the speed of sound, as well as a rapid rate of climb of 229 metres (751ft) a second and overall thrust-to-weight ratio of 0.91. However, due to the F-14's design brief as a multi-role aircraft, the TF30s could not only provide huge thrust but were also designed to be fuel-efficient when cruising at low speeds to maximise fuel economy.

The Tomcat was also notable for its adoption of numerous advanced electronic systems to aid flight and navigation, as demonstrated in its Central Air Data Computer (CADC) and Hughes AWG-9 X-band digital radar. The former utilised a MOS-based LSI chipset, the MP944 – one of the first microprocessor designs – and could control the primary flight system,

Wings could be fully extended for long-haul missions

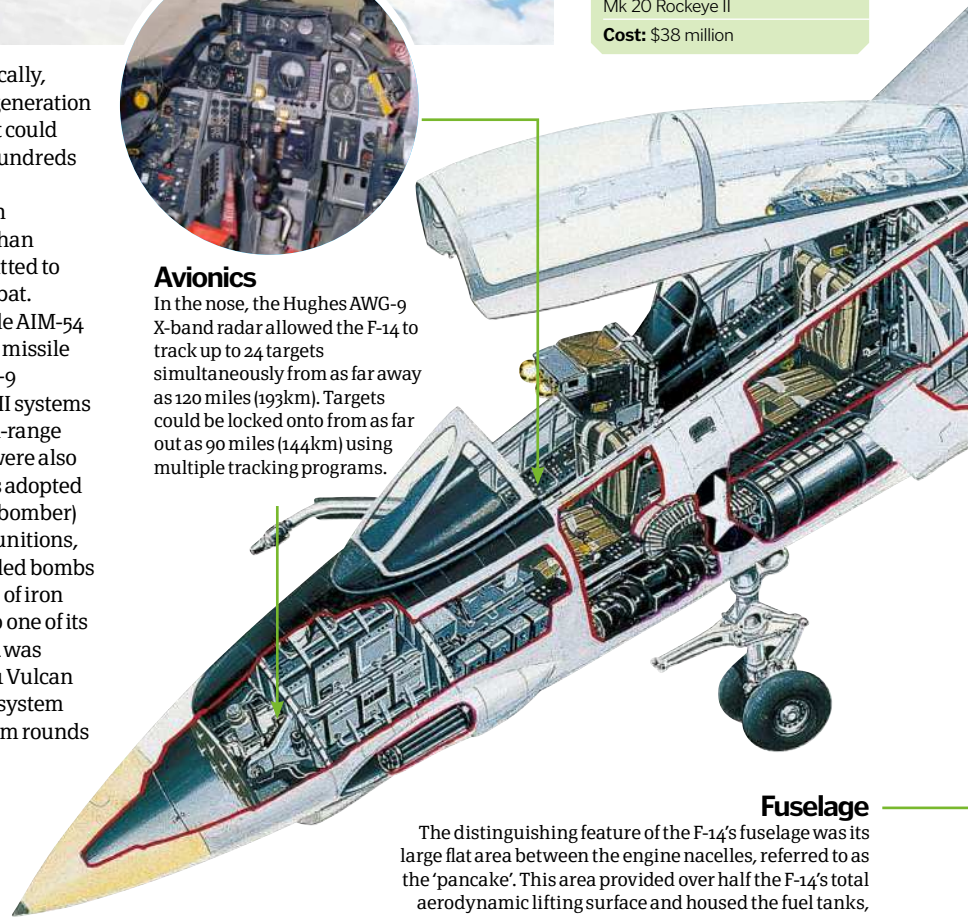


wing sweep and flaps automatically, while the latter provided next-generation search and tracking modes that could monitor and lock onto targets hundreds of miles away.

Once enemy targets had been discovered, the F-14 was more than capable of taking them down, fitted to counter every aspect of air combat. Missiles included the formidable AIM-54 Phoenix, a long-range air-to-air missile system, as well as both the AIM-9 Sidewinder and AIM-Sparrow III systems to deal with short- and medium-range targets. Air-to-ground options were also not in short supply (the F-14 was adopted late on in its service period as a bomber) with JDAM precision-guided munitions, the Paveway series of laser-guided bombs and the MK 80 and MK 20 series of iron bombs capable of being fitted to one of its ten hardpoints. Finally, the F-14 was installed with the ferocious M61 Vulcan six-barrelled gatling cannon, a system capable of firing over 6,000 20mm rounds every 60 seconds.

Avionics

In the nose, the Hughes AWG-9 X-band radar allowed the F-14 to track up to 24 targets simultaneously from as far away as 120 miles (193km). Targets could be locked onto from as far out as 90 miles (144km) using multiple tracking programs.



Fuselage

The distinguishing feature of the F-14's fuselage was its large flat area between the engine nacelles, referred to as the 'pancake'. This area provided over half the F-14's total aerodynamic lifting surface and housed the fuel tanks, flight controls and wing-sweep mechanisms.

The statistics...



F-14 Tomcat

Crew: Two

Length: 19.1m (62.6ft)

Wingspan: 19.55m (64ft)

Height: 4.88m (15.7ft)

Weight: 19.83m (65ft)

Powerplant:

Two x General Electric F110-GE-400 afterburning turbofans

Max thrust: 13,810lbf

Max speed:

Mach 2.34
(1,544mph/2,484kph)

Combat radius: 575mi/ 925km

Max altitude:

15,200m (49,868ft)

Armament: One x 20mm M61 Vulcan gatling cannon

Hardpoints: 10 (six under fuselage, two under nacelles, two on wing gloves)

Missiles: AIM-54 Phoenix, AIM-7 Sparrow, AIM-9 Sidewinder

Bombs: JDAM, Paveway, Mk 80, Mk 20 Rockeye II

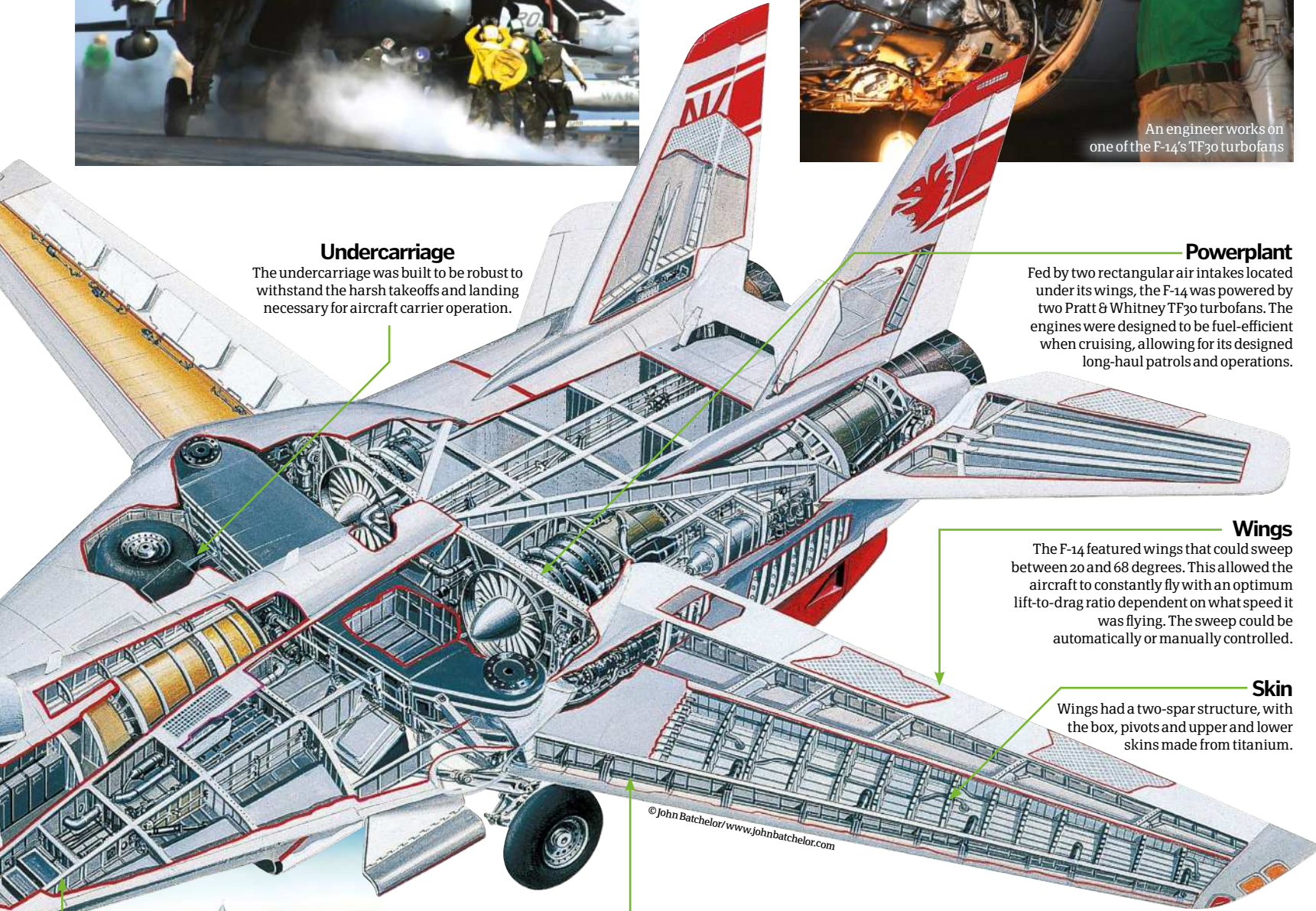
Cost: \$38 million



"Umm guys, I'm trying to take off here..."



An engineer works on one of the F-14's TF30 turbofans



Undercarriage

The undercarriage was built to be robust to withstand the harsh takeoffs and landing necessary for aircraft carrier operation.

Powerplant

Fed by two rectangular air intakes located under its wings, the F-14 was powered by two Pratt & Whitney TF30 turbofans. The engines were designed to be fuel-efficient when cruising, allowing for its designed long-haul patrols and operations.

Wings

The F-14 featured wings that could sweep between 20 and 68 degrees. This allowed the aircraft to constantly fly with an optimum lift-to-drag ratio dependent on what speed it was flying. The sweep could be automatically or manually controlled.

Skin

Wings had a two-spar structure, with the box, pivots and upper and lower skins made from titanium.

© John Batchelor/www.johnbatchelor.com

An F-14 undertaking a vertical climb



All photographs © US Navy

Armament

The F-14's standard layout included a single long-range air-to-air AIM-54 Phoenix, two short-range air-to-air AIM-9 Sidewinders, two air-to-air AIM-7 Sparrow IIIs and an M61 Vulcan autocannon capable of firing 6,000 rounds per minute.



The insane M61 Vulcan autocannon



An F-14 flying over Iraq during the Gulf war



ARMED &
DANGEROUS

ATTACK HELICOPTERS

THE DEADLY GUNSHIPS ELIMINATING THE ENEMY FROM ABOVE



The AH-64 Apache is one of the most iconic and successful attack helicopters



“Many new gunships were constructed as the Cold War escalated”



The V-280 Valor will attempt to make attack helicopters faster and stronger than ever before

The modern attack helicopter is the complete military machine.

Cutting through the air with titanium blades, loaded up with missiles and a cockpit full of advanced technology; they are true terrors of the sky. A tank's worst nightmare, the rise of attack helicopters has revolutionised the battlefield.

The idea of rotary wing military aircraft was first toyed with during the early years of World War II but it wasn't until 1942 that they reached prominence. That year the US War Department proposed a new idea. It was called 'organic Army aviation' and, separate from the Air Corps, it was tasked with developing helicopters. Various new designs, including the revolutionary Sikorsky R-4, were created but it took until the Korean War for helicopters to really take off. Infantry and cargo could now be ferried in and out of battle rapidly and invasion forces could engage the enemy much more effectively from the air. Helicopters were integral to US operations in the rough terrain of Korea and by the time of the Vietnam War, the iconic Bell UH-1 Iroquois was used extensively. The 'Huey' ushered in a new era of air cavalry, as helicopter weaponry became more sophisticated.

Military helicopters were also designed to serve in a purely offensive capacity and the attack helicopter was born. Many new gunships were constructed as the Cold War escalated. These included the American Piasecki H-21 and Bell AH-1 Cobra and the Russian Mil Mi-24. In 1986, the Boeing AH-64 Apache emerged as a template that other armed forces tried to replicate, and helped bring an end to the dominance of tanks on the battlefield. As more breeds of attack helicopter took to the skies, it became clear that these versatile vehicles could assist the military in many ways. This led to the advent of dual and multi-role helicopters.

In recent years, attack helicopters have been equipped with ever more advanced systems that have improved efficiency, aerodynamics and performance. The array of tech on offer is truly astonishing, but there is still room for further progress. Join us as we examine what's on offer for the future of the world's best attack choppers.

Types of military helicopter

Choppers are an essential part of modern warfare, from reconnaissance to attack



Attack

Commonly known as gunships, attack helicopters come armed with a multitude of rockets, missiles and chain guns. The AH-64 Apache specialises in disabling tanks.

Transport

Supplies and troops can be quickly whisked in and out of war zones. A popular design is the CH-47 Chinook which has a primary role in heavy troop and supply transport.



Multi-role

State-of-the-art navigation and communication systems allow helicopters to assist almost any mission. Their roles range from observation to search and rescue.

Maritime

Maritime helicopters provide invaluable aerial support out at sea. The Sikorsky SH-60 Seahawk takes off from aircraft carriers and frigates and can take down submarines with its MK 54 torpedoes.



Scout

Helicopters like the Aérospatiale Gazelle are used to investigate unknown terrain. They are sent ahead of the front line to inspect what lies in wait for the ground forces.



The Tiger

The all-action attack gunship that is a key player in modern aerial warfare

A heavy-hitting, relentless attack dog, the Airbus Helicopters Tiger has both the armament and performance capabilities to dominate the battlefield. During the Cold War, it was developed in order to respond to any potential attacks on Western Europe by the USSR. The subsequent collapse of the Soviet Union meant it never saw active battle service in that era, but France and Germany continued to work on the helicopter regardless. Today, the Tiger is fully equipped with innovative stealth technology,

highly accurate GPS systems, and electronic countermeasures. It specialises in anti-tank missions but the Tiger's flexibility means that it can handle a variety of roles. The image below is of an HAD combat helicopter but other models include the UHT multi-role fire support, ARH Armed Reconnaissance and HAP combat support. It has been deployed in battle in Afghanistan, Libya and Mali and is currently in service for France, Germany, Spain and Australia.

Blades

Made from a fibre-composite construction, the four rotor blades are both light and durable.

Firing systems

The gunner has a choice of acquiring targets through manual sight or automatic tracking.

Target tracking

The roof-mounted sight features a camera, thermal imaging and a laser tracker, and is stabilised by gyroscopes for a steady aim during flight.

Mast-mounted sight

Electronics company SAGEM supply the Osiris sight that acts as a forward looking infrared (FLIR) camera and laser rangefinder.

A modern attack helicopter

The Tiger boasts some incredible technology that strikes fear into its adversaries

Interface

Both the pilot and aft-seated gunner have a pair of LCD displays that provide sensor data and are used to interact with the Tiger's systems.

Advanced cockpit

The pilot is assisted by an automatic flight control system that lessens the workload during long, strenuous flights and adverse weather conditions.

Cockpit

The Tiger's tandem cockpit allows the pilot and the aft-seat gunner to switch roles if needed, as both have access to the flight controls and weapon systems.

The Tiger's flat and narrow silhouette makes it less vulnerable on the battlefield

"The fuel tanks are self-sealing and explosion suppressive"





An AH-64D fires its flares as a countermeasure against infrared missile seekers



AH-64D Apache Longbow

An iconic gunship that's still a capable attack chopper

The AH-64D Apache Longbow gunship is arguably the most famous multi-mission attack helicopter of the modern age. Over the past 19 years of service, it has proven itself both combat-ready and reliable in numerous theatres of conflict.

The AH-64D was upgraded in 2008 to include increased digitisation, a joint tactical radio system, enhanced engines and drive systems, the capability to control UAVs (unmanned aerial vehicles) - which were used extensively in the Iraq and Afghanistan wars - along with improved landing gear. Currently, the Apache AH-64D Longbow is operated by the US, Egypt, Greece, Israel, Japan, Kuwait, the Netherlands, China, Singapore and the United Arab Emirates, with many other countries operating older Apache variants.

Power

The Tiger is powered by two 960kW turboshaft engines. The fuel tanks are self-sealing and explosion suppressive when exposed to enemy fire or in the event of a crash.

Fuselage

Kevlar, carbon laminates and Nomex make up 80 per cent of the airframe, and radar reflective surfaces are kept to a minimum.

1 T700-GE-701C engines

The turboshaft engines allow the AH-64D Longbow to reach a cruise speed of 284km/h.

2 Automatic cannon

The 30mm automatic cannon is capable of firing large, highly incendiary rounds.

3 Hellfire missiles

These laser-guided missiles are effective at taking down enemy armour and structures.

4 Explosive rockets

Fast firing 70mm rockets allow the Apache to support ground troops in any assault on enemy soldiers, strongholds or vehicles.

5 Cockpit

With room for two, the Apache's cockpit allows excellent battlefield visibility with wide viewing angles.

6 Composite rotor blades

A composite four-blade main rotor allows for increased payload, climb rate and cruise speed over earlier variants.

7 Fuselage

Designed for manoeuvrability and stealth, the fuselage is painted in camouflaged colours.

8 Radar dome

This system enables target detection from behind obstacles.

Mistral missiles

With a 3kg warhead and a 6km range, the Tiger can cause significant air-to-air damage over long distances.

Weaponry

The Tiger can be fitted with different combinations of weapons depending on the variant, suitable for both air-to-ground and air-to-air combat.





The Bluecopter

Introducing Airbus' eco-efficient demonstrator - a game-changer that could make choppers more stealthy



Rudder

The T-tail stabilises the vehicle, decreasing the tendency for the nose to rise up.

Reduced emissions

CO₂ emissions and fuel consumption are decreased by up to 40 and 10 per cent respectively.

Blue Edge technology

The five Bluecopter blades decrease noise pollution without affecting performance.

Blue Pulse tech

Active flap rotor control reduces the interference of the blades with each other, reducing noise levels.

Tail rotor

The Fenestron is a tail rotor housed in an insulated duct to reduce drag and noise.

Eco-mode

One of the Bluecopter's engines can be temporarily shut down to decrease emissions.

Skids

A specially made fairing on the skids lowers the Bluecopter's drag.

Aft-body concept

The design of the back of the helicopter helps make it more aerodynamic.



The Bluecopter has allowed Airbus to test innovative, eco-friendly technologies

Stealth helicopters

How tech can help make choppers a whole lot quieter

One of a military helicopter's biggest strengths is its manoeuvrability. Being able to take off and land in difficult terrain, move in any direction and hover makes gunships incredibly useful in battle. However, this advantage comes at a price and the sound of the rotor blades spinning almost negates any chance of a stealthy approach. Helicopter blades are noisy because of blade-vortex interaction (BVI). Each blade rotates at such a speed that high amounts of turbulence are caused. Huge amounts of air flow around the blades as they turn and a concentrated vortex (a whirling mass of air similar to a whirlwind) is formed. As each following blade cuts through this vortex, acoustic energy and vibrations are created, resulting in the classic chopper sound. It has

been a long-standing issue but now various technologies are being implemented in an attempt to reduce it.

Airbus' Bluecopter has a new style of rotor blade that utilises Blue Edge technology. The innovative double-swept design reduces noise by four decibels by reducing the surface area of the blade that impacts on the vortex. This is complemented by Blue Pulse technology, which incorporates three flap modules into every blade. Directed by a flap rotor control that uses tiny electric motors powered by crystals, they move at up to 40 times a second, lessening the BVI as less pressure is created. This decreases the level of noise generated, as well as giving the pilot a smoother ride with a significant reduction in cabin vibrations.

Another method the Bluecopter is using to make it both greener and stealthier is a Fenestron. This encases the tail rotor and allows the mechanism to have more blades, which adds more thrust, while reducing drag and vibration. On the Bluecopter, stealth technology is used in conjunction with aerodynamic landing skid fairings and a T-tail stabilising rudder to increase efficiency and decrease emissions.

"The innovative double swept design reduces noise by up to four decibels"

Operation Neptune Spear

On 1 May 2011, US President Barack Obama declared to the world that Osama bin Laden had been killed. The operation that disposed of the founder of Al-Qaeda was codenamed Operation Neptune Spear and was undertaken in two Black Hawk helicopters supported by two MH-47 Chinooks. During the mission, one of the Black Hawks ran into difficulty and had to make a hard landing. It was reported that before leaving, the SEALs made efforts to destroy the downed chopper, leading aviation analysts to believe they were equipped with secret stealth technology. US authorities have remained tight-lipped on the matter, but photos of the surviving wreckage appeared to show modifications to the tail section to suppress noise and avoid radar.



The UH-60 Black Hawk has become the US Army's premier multi-role helicopter

Types of military helicopter missions

Powerful, agile and resilient, the Tiger is the chopper of choice in many situations



Ground fire support


Infantry and armoured divisions on the ground can rely on the Tiger to provide backup. The 30mm gun is incredibly accurate and can fire at a maximum distance of 2,000m.

Amphibious operations

The Tiger HAD is also a worthy adversary at sea. It was designed to be able to land on aircraft and its low maintenance requirements mean it can stay out at sea for long periods.

Escort

Operations in Afghanistan, Libya and Mali allowed the Tiger to display its prowess as an escort chopper. It can easily eliminate threats and guide others to safety.



Armed reconnaissance

Day and night identification sensors make the Tiger a highly competent reconnaissance unit that can weave through tough terrain and also engage the enemy if it needs to.



Aerial combat

The twin attack power of a 30mm turreted gun and Mistral missiles are more than a match for any other helicopter. Also on board are 32 chaff and flare cartridges.



Anti-tank warfare

The range of powerful anti-tank missiles at the Tiger's disposal make it the ideal gunship. It can take out tanks from a safe distance, firing from up to 8,000m away.

Ask the expert

We spoke to Marius Bebesel, programme manager at Airbus to explain more about the Bluecopter

What sort of helicopter is the Bluecopter?

Based on an H135, the Bluecopter technology demonstrator is a light, twin-engine helicopter. It is a flying technology test bed, on which Airbus Helicopters is able to trial next-generation eco-friendly technologies that can be applied across Airbus Helicopters' product line. The Bluecopter is a unique, one-of-a-kind, test aircraft.

How environmentally friendly and energy efficient is it?

The Bluecopter allowed Airbus Helicopters to test performance and fuel management

technologies (including an 'eco-mode', which shuts down one of the two engines during standard cruise) leading to a ten per cent reduction in fuel consumption, helping to achieve a 40 per cent CO₂ emissions reduction.

The demonstrator features several design measures to reduce the aerodynamic drag of the helicopter. This includes fairings for the main rotor hub and the landing skids, and a newly developed low drag aft-body concept.

The eco-friendly approach is extended even to the attractive paint scheme of the helicopter, which makes use of the latest water-based paint technologies.



Do you have plans for any electric helicopters?

Airbus Helicopters is researching lower emissions technology with its compound helicopter LifeRCraft and the High Compression Engine (using an advanced diesel engine instead of a turbine for light helicopters).

Airbus Group has teamed up with Siemens to research electric flight. It is thought that by 2030 passenger aircraft below 100 seats could be propelled by hybrid propulsion systems.



V-280 Valor

The innovative new Bell and Lockheed Martin design that boasts unrivalled speed, range and payload capabilities

Tilt-rotor

The counter-rotating dual propellers enable great manoeuvrability.

VTOL technology

The advanced tilt-rotor technology will allow for vertical lift-offs from almost any terrain.

Sensor technology

Enhanced situational awareness systems ensure bombing during missions is incredibly precise.

Capacity

The large armoured fuselage can fit 14 troops and four crew members.

Speed and endurance

The top speed will be over 500km/h with a combat range of nearly 1,500km.

Rotor downwash

Decreased downwash from the rotor blades makes rope hoist operations easier and safer.

The innovative technologies used on the Raider allow it to reach much higher speeds than standard choppers



Military helicopters: the next generation

What does the future have in store for a new class of supercopter?

While the Boeing AH-64 Apache and the Sikorsky UH-60 Black Hawk are still capable gunships, even more advanced updates are on the horizon. Both companies are at the forefront of future helicopter design and are aiming to develop choppers that will boast twice the speed and twice the range of the current crop. The two aviation giants are currently joining forces to create the SB \gt 1 Defiant while Bell and Lockheed has its own rival project in the shape of the V-280 Valor. Both ventures are demonstrator aircraft and will act as trial runs to potential future helicopter designs under the Future Vertical Lift (FVL) project. They will take to the skies for

testing as part of the US Army's Joint Multi-Role programme in early 2017. FVL includes five all-new helicopters that will replace the current designs with a new breed of attack copter. As well as having first-class combat capabilities, the new helicopters will embrace semi-autonomous technology and be flexible enough to serve in

"The new helicopters will embrace semi-autonomous technology"

urban security, disaster relief and medical evacuation. Each of the aircraft will use a new active system that will advise the crew on when components in the cockpit need to be replaced, while also giving as much assistance as possible to the pilot. Compatibility with other vehicles will be at the forefront of the new choppers' design. They will be capable of landing on ships and being stored on cargo planes. These ultra-advanced helicopters are set to be in production by 2030 and will serve the US Army, Navy, Air Force and Marine Corps.

As well as attack helicopters, the classic Chinook design will also be getting an overhaul.



SB>1 Defiant

Sikorsky and Boeing's joint venture could help change the face of helicopter technology

Coaxial rotors

The double counter-rotating rotors are immensely powerful yet agile enough to land on aircraft carriers.

Full of fuel

The large fuel tanks have been designed to hold enough to fuel a powerful future engine.

Pusher propeller

The pusher propeller will allow top speeds of over 450km/h, even in bad weather conditions.

Autonomous assistance

Fly-by-wire technology will kick in and take the chopper to safety if the pilot is injured.

Advanced cockpit

The pilot will be assisted by cognitive decision-aiding technology that prioritises the flow of navigational information.

Spacious fuselage

The chopper weighs over 13 tons and can transport 12 soldiers and a crew of four.

Defence mechanism

A high-tech laser jammer is installed to divert the path of any missiles targeting the SB>1 Defiant.

© Boeing/Sikorsky

The Block II Chinook programme will see Boeing's iconic twin rotor vehicles undergo a modernisation project. They will still utilise the same basic design but will be kitted out with an assortment of modern technology. All the projects are a fascinating glimpse into the future and will build on the already cutting-edge technology used in today's helicopters. While drones continue their vital role on the front line of aerial combat, the attack helicopter will once again dominate the skies with more advanced engineering and weaponry than ever before.



The Raider's cockpit can fit two pilots and the cabin will have space for six soldiers

S-97 Raider

Sikorsky is currently developing a new generation of helicopter. Utilising innovative technology, the S-97 Raider has not one but two coaxial counter-rotating rotors. These rotors are mounted on the same shaft but rotate in opposite directions. This advanced rotor-wing technology will be accompanied by a push propeller at the rear and will enable the vehicle to reach altitudes of 3,000 metres even in the most challenging climates, travelling at twice the speed of the fastest helicopters currently in the air. As well as its superior performance, the Raider is designed to have a reduced turning radius and lower sound emissions than current helicopters. Its likely role within the military will be as a light tactical vehicle but it still packs a punch and comes equipped with Hellfire missiles. The Raider will be equally adept at armed reconnaissance and search and rescue missions and comes complete with retractable landing gear, vibration control and thermal management systems for this purpose.

The Raider conducted its maiden flight in 2015 and is currently still under development





AJAX armoured fighting vehicles

Discover the sophisticated vehicles that will serve as the Army's eyes and ears in battle

Imagine being a soldier in a war zone and your transport sustains damage to its armour from enemy fire. You'd probably have more confidence in your chances of survival if you knew the damaged component could be replaced there and then. That's one of the principles behind the design of AJAX, the British Army's latest armoured reconnaissance vehicle. Due to enter service in 2017, AJAX has some of the most advanced battlefield surveillance technology available.

Versatility and flexibility are key elements of its design. In addition to the base model, there are five variants that have been engineered for different objectives. Since each is based on AJAX, all share that vehicle's modular armour system and what is called scalable Electronic Architecture. Put another way, important hardware and software can easily be replaced or upgraded if they are damaged or superseded by better components.

It's not just the protective shielding and computer systems that are state-of-the-art though. AJAX has a 40-millimetre cannon that can fire five types of projectile. These can be side-loaded to leave more room in the cab for a crew of up to four and a supply of spare parts and ammunition.

AJAX has been designed to play a central role in the British Army's contribution to Intelligence, Surveillance, Target Acquisition and Reconnaissance (ISTAR). This integrated international approach is intended to help commanders make better combat decisions.



AJAX anatomy

Find out what makes the AJAX one of the British Army's most advanced armoured vehicles

On-site repair

If a piece of modular armour is damaged in battle, it can potentially be replaced without returning to base.

Wide-angle vision

The Primary Sight provides a wide panoramic view of the surrounding area.

Connected conflict

Network-enabled digital communication equipment allows information to be shared rapidly and reliably.

Attacks from below

Measures to protect the crew from mine explosions under the AJAX include suspending their seats from the roof.

General Dynamics will supply 589 AJAX vehicles at a cost of £3.5 billion (\$4.4 billion)

AJAX variants

Five adaptations of AJAX that will have their own special assignments



ARES

Designed to transport a crew of two for surveillance close to enemy targets, the ARES has a Remote Weapon System.



ATLAS

Built to rescue casualties, the ATLAS is fitted with a recovery package that includes two winches and an anchor.



ARGUS

The focus of this two-person vehicle is engineering-relevant data such as the topography of the surrounding landscape.




ATHENA

The ATHENA's onboard mapping and surveillance equipment will be used to synchronise decision-making.



APOLLO

The APOLLO variant comes equipped with a crane and towing equipment for recovering damaged vehicles.



Unconventional ammunition

The rounds fired by the cannon are comparatively small and can travel up to 1,500 metres per second.

Firepower

The 40mm telescoped cannon can fire training, airburst high explosive, aerial airburst, armour piercing and point detonating rounds.

Diesel engine

The 805-horsepower diesel engine gives the AJAX a top speed of over 70km/h.

Load bearing

Classed as a 'medium-weight' vehicle, AJAX can operate under a total weight of up to 42 tons.

"Versatility and flexibility are key elements of the AJAX design"



HOW TO BUILD A

WAAW



The Royal Navy is updating its fleet: here's how it builds its future-proofed, world-class combat vessels

The UK has been known for the strength of its Royal Navy for hundreds of years, and that's unlikely to change any time soon. The organisation has embarked on a program of shipbuilding that's going to modernise its current fleet. It's an expensive, long-term undertaking, but the Navy is certain that its Type 26 and Type 31 vessels are going to be crucial – and successful – when it comes to maintaining the UK's status as a leading global force. It's not just about

keeping the Royal Navy on top when it comes to military hardware, either. The Navy provides humanitarian assistance during natural disasters, protects trade interests and supports the UK's international relationships. It's a broad list of tasks, and new equipment is needed to get these jobs done in the coming decades.

Alongside the carriers in the modern Royal Navy are a range of ships of various sizes, including aircraft carriers and destroyers



ready to carry out a wide range of duties around the world, wherever the country needs them. Among them are the frigates, the most populous major warship in the fleet, capable of undertaking virtually every kind of mission around the world. They're the Royal Navy's workhorses.

In addition to these core ship classes you'll find several support vehicles – from fuel tankers to patrol boats – and the medical vessel RFA Argus. That doesn't just mean that

the Royal Navy needs a large, versatile fleet – it means that the organisation needs to stay on top of the latest technology in order to maintain its position as one of the world's best naval forces.

This is where the Type 26 and Type 31 frigates come in. The Royal Navy is currently in the middle of building these incredible new vessels, and they've been designed to replace the existing Type 23 frigate, otherwise known as the Duke class of ships.





These ship upgrades have been planned for a long time. The seeds for the Type 26 were sown way back in 1998, and there were many different designs and plans. But in 2010 things progressed in a big way. The Type 26 emerged from a government defence review and was also described as the Global Combat Ship, with the Ministry of Defence intending to produce ships for the Royal Navy and for export to other countries. It's no wonder that this process takes such a long time when you consider that they are designed to form part of a naval fleet for decades. Nothing can be left to chance.

At present, the Ministry of Defence is planning to deploy eight Type 26 vessels – two are currently under construction and one has been ordered, while five more are planned for the years following. Variants based on the Type 26 design are also being developed for the Royal Australian Navy and the Royal Canadian Navy, and there are partnerships in the works with navies from Brazil and New Zealand. The Type 31 also emerged from that government review in 2010, and the Ministry of Defence is currently planning to order five of these general-purpose frigates.


TYPE CASTING

Let's start with the Type 26 – the biggest and more expensive of the two new ships. It's going to tackle a wide range of tasks that face the Royal Navy now and in the future. The new vessel will use a modular design that will enable it to be built to differing configurations and to be more easily fitted with new components in the future.

The Type 26 will have a 3D search radar, 48 launching systems for air-defence missiles, anti-submarine rockets, anti-ship missiles and



© BAE Systems



© BAE Systems



© Getty

TOP: Components like the bridge are built separately and then lowered onto the ship

ABOVE LEFT: Specialist skills are needed to build frigates, so companies like BAE Systems, Babcock and Rolls-Royce are contracted

ABOVE RIGHT: These communications masts were made in Wales

THE TYPE 26'S COMPUTERS CARRY AS MUCH DATA AS 1.5 MILLION TV CHANNELS

other weaponry, and it'll have an acoustically dampened hull to make it harder for submarines to spot the ships. There's a dizzying array of technology on board elsewhere, including sonar arrays, naval guns, gas turbines and electric motors, alongside diesel generators and room for high-end Merlin and Wildcat helicopters.

It's a fearsome amount of kit, and these Type 26 ships come with a suitably impressive list of statistics. The Type 26 frigates will be called the

Ship-building sites

Most of the Type 26's exterior building work is taking place at BAE Systems' Ship Block and Outfit Hall at Govan in Glasgow, and BAE has invested more than £100 million (about \$135 million) in its facilities at Govan and Scotstoun to support the manufacturing program. Unsurprisingly, building ships like this is complicated, which means that several different facilities are being used. The Type 26's individual modules are being constructed at a dedicated fabrication facility at the Govan shipyard, and the fore and aft sections of the ship will be built separately. Once they're done, the two sections will actually leave the huge halls that are usually associated with shipbuilding, and they will be connected and then topped off with the funnels, mast and bridge while the vessel is outdoors. Unusually, that means that two-thirds of the Type 26's construction time will be spent outside.



© Getty

The BAE Systems shipyard in Govan, Glasgow, where the first Type-26 is being finished

Building a battleship

Building a frigate like the HMS Glasgow is a complex process

1 Piece by piece

The first stage of the building process involves constructing parts of the ship in smaller sections – modules that will house the ship's various rooms, facilities and equipment.

2 Joining forces

Once the modules are built, they're combined into the larger front and rear sections. These will leave the shipbuilding hall in Glasgow and sit in front of the vast building.

3 Building bridges



The two halves of the Type 26 will be lined up outside of the shipbuilding hall along with other components like the bridge and mast, which are constructed elsewhere.

4 Topping it off

The fore and aft sections are joined together, and then the components like the mast, bridge and funnels are lifted onto the ship by crane and installed.


5 Hitting the water

A special barge is used to move the ship from the dockside and into the River Clyde, and it'll be towed to another shipyard for the internal kit to be fitted.



2,000 MPH

The Type 26's anti-air missiles travel at incredible speed



The Type 31's innovative manufacturing

The Type 31 frigate shares its modular approach with the Type 26. This design strategy is a key part of the UK's approach to shipbuilding, and it allows ship designs to be tweaked and upgraded – and sold to other countries. These smaller ships are being built by Babcock International rather than BAE Systems, and Babcock is spending £50 million (about \$70 million) on a new hall to construct these vessels. Individual ship modules will be rolled into this new hall on self-propelled transporters, moved into position using cranes and then attached to other modules. Once the ship's hull is complete, it will be moved outdoors so the mast, bridge and other components can be fitted – just like the Type 26.






City class. These City-class ships will be 149.9 metres long and have a displacement of 6,900 tonnes – and that will increase to more than 8,000 tonnes once they're fully loaded. Those huge numbers mean that these vessels will be the length of one-and-a-half football pitches and weigh almost as much as the Eiffel Tower. The ships will have a range of 7,000 nautical miles and a standard crew complement of 157 that can be increased to a maximum of 208.

The first Type 26 is called the HMS Glasgow in honour of the city where it's being built. The next two frigates will be called HMS Cardiff and HMS Belfast, and the five that are planned beyond that are also going to be named after other cities in the UK. The innovative modular design is already paying off. Australia's vessels will be called the Hunter class. They're going to be heavier and support a larger crew than the UK's ships, with a different array of guns. The Canadian Surface Combatant ship will be a little longer than the other two, with different sensor systems and weapons and an even larger crew.

"The Navy's new frigates are impressive, expensive and complex"



Mid-range muscle

The Type 31 has a flight deck, just like the Type 26, but this ship only accommodates smaller helicopters.

Shared characteristics

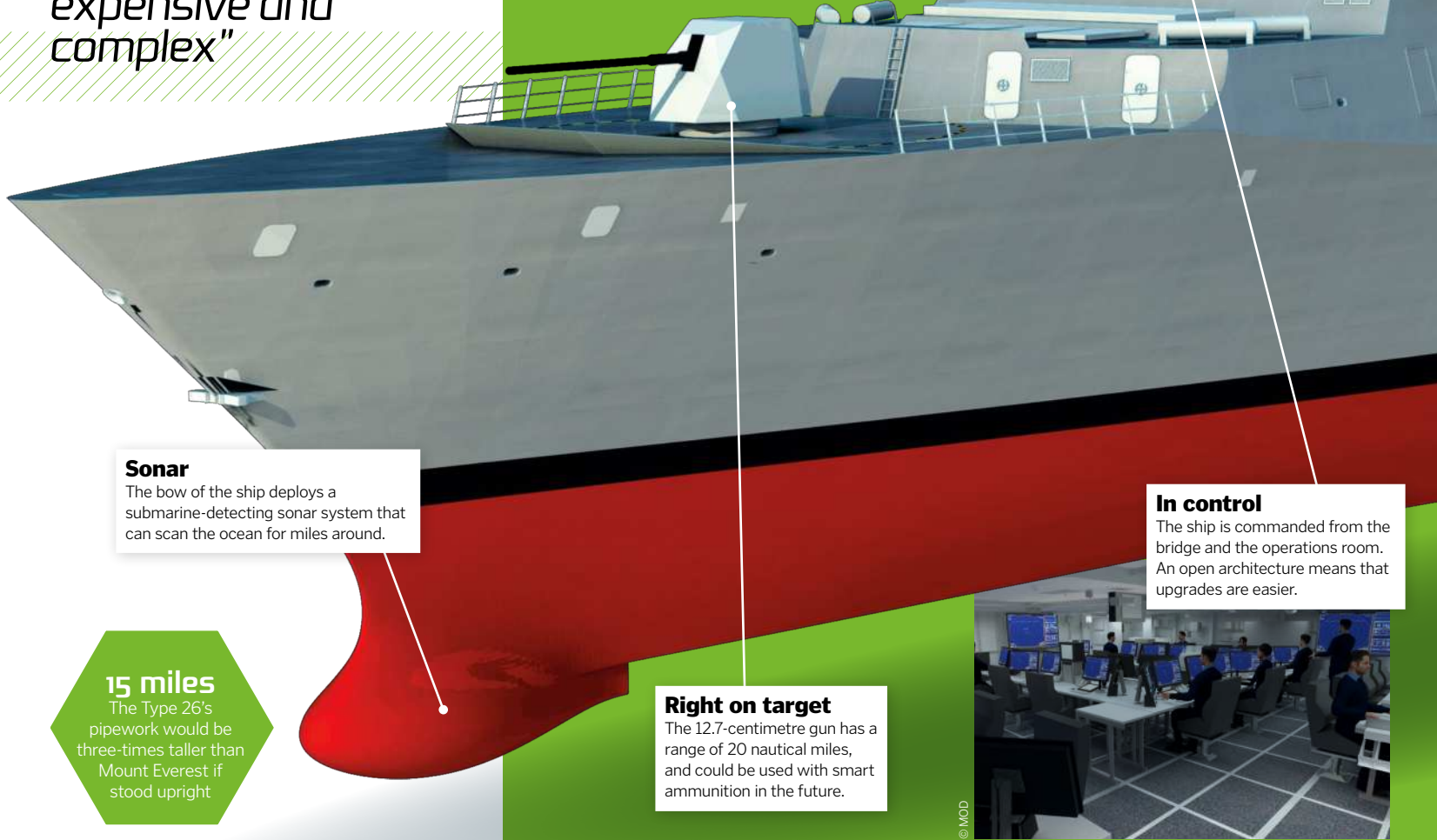
The front of the Type 31 features a bridge, ops room and a gun – just like the Type 26.

Flight hangar

Both new ships have flexible mission bays and secondary flight hangars, but they're smaller on the Type 31.

The new frigates explored

The new frigates are packed with impressive hardware



Sonar

The bow of the ship deploys a submarine-detecting sonar system that can scan the ocean for miles around.

15 miles

The Type 26's pipework would be three-times taller than Mount Everest if stood upright


Right on target

The 12.7-centimetre gun has a range of 20 nautical miles, and could be used with smart ammunition in the future.

In control

The ship is commanded from the bridge and the operations room. An open architecture means that upgrades are easier.





World-leading versatility
All sorts of hardware can be stored in the mission bay, from boats and vehicles to supplies for disaster relief.

High-end weapons
The Type 26 has sophisticated anti-air defence systems, and its radar offers unrivalled protection for detecting threats and jamming cyber attacks.



The 6.5-tonne turbine is paired with electric motors and diesel generators

Quiet, fast and functional

One of the Type 26's main functions is to combat the threat of submarine attacks, and that means this frigate needs a unique set of technologies. The threat of underwater attack means that the propulsion system has been designed with stealth in mind, so the vessel's Rolls-Royce MT30 gas turbine is combined with electric motors to reduce noise. Elsewhere, the Type 26 has special pipework, shock-resistant mounting and acoustic enclosures to reduce noise. The hull is shaped and lined in order to cut back on noise output, too. All of these features combine to make the Type 26 quieter and stealthier than any Navy ship before it – important when defending on the high seas.

© Rolls-Royce

TYPE 26 FRIGATES WILL BE BASED AT HMNB DEVONPORT, PLYMOUTH, IN SOUTHWEST ENGLAND

Air and sea options
At the rear is a flight deck, which can house a large helicopter for missions away from the ship.

Silent sailing
The frigate is powered by a Rolls-Royce gas turbine and diesel generators, and the hull is designed to reduce noise.



© MOD





The Type 31 frigates are around ten metres shorter than the Type 26 vessels, and they're a little lighter. They'll need a smaller crew of around 100, and they have fewer weapons systems, but they're faster, and have a wider range. Unsurprisingly, these ships aren't cheap. The Royal Navy, the Ministry of Defence and the government spent plenty of time wrangling over designs and costs, but the first order of three Type 26 frigates came in 2017 for £3.7 billion (about \$4.9 billion) – so they're working out at more than £1 billion (around \$1.35 billion) per ship. The smaller Type 31 ships cost around £250 million (about \$340 million) each.

BUILDING BLOCKS

There's no doubt about it, the Type 26 and Type 31 frigates are impressive. But they're also expensive and complex, and the Royal Navy doesn't build them itself. Because of the specialist equipment and skills required, they hire shipbuilding firms to take on the mammoth task. The Type 26 frigates are being built by BAE Systems, and more than 40 other suppliers are producing components, including Rolls-Royce – the entire process supports more than 3,000 jobs.

The first of the UK's Type 26 ships is under construction at BAE's Ship Block and Outfit Hall in Glasgow. The modular design means that the ship is being built in huge blocks which go together to form the front and rear halves of the ship – in nautical terms, they're the 'fore' and 'aft' sections. Those sections are pieced together, all of the piping and cabling is linked up and then the hull of the HMS Glasgow will be structurally complete. Once that's done, the funnels, mast and bridge will be lifted onto the



© BAE Systems

THE SHIP'S CREW QUARTERS INCLUDE RECREATION AREAS AND A GYM

ABOVE: The front and rear sections of the ship are built separately, then connected outside

RIGHT: The frigate's mission bay can hold boats, supplies or other vehicles – whatever is necessary

hull by cranes and attached securely. During 2021 the entire vessel will be rolled onto a huge barge that will be used to lower the ship into the water of the River Clyde.

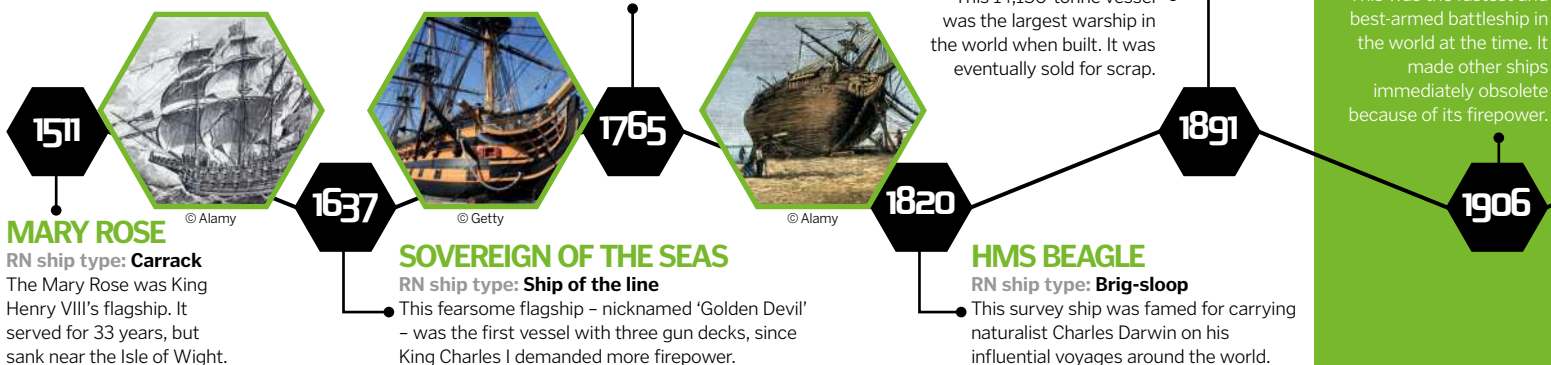
Once the ship is lowered into the river, it's going to be towed down the River Clyde to another BAE shipyard at Scotstoun. It's here where the vessel will be 'fitted out', meaning that the rest of the construction will be finished. This part of the process mostly involves kitting out the interior of the ship. It's planned that the first Type 26 frigate will be accepted by the Royal Navy in 2025, becoming operational by 2027. The first Type 31 ships are also planned to be operational by 2027.



© Rolls-Royce

"The first Type 26 is called the HMS Glasgow"

Royal Navy Ships through the ages



Q&A

DIRECTOR FOR TYPE-26 FRIGATES

Rear Admiral Paul Marshall CBE, the senior officer responsible for delivering these latest warships, explains their role in the Royal Navy

Rear Admiral Marshall has embarked on naval tours to Asia, the Caribbean and Africa



© Ministry of Defence

How will the Type 26 and Type 31 frigates fit into the current Royal Navy fleet?

The larger Type 26 is an advanced anti-submarine warfare warship designed to support the UK's other vessels. As well as protecting us from submarines, the Type 26 will support operations across our full spectrum of tasks, including counter-piracy missions, disaster relief work and delivering humanitarian aid. It's going to be around for a long time – the Type 26 is designed for a service life of 25 years, so it'll be an essential component of the Royal Navy fleet into the 2060s.

The Type 31 will also be at the heart of our fleet – deterring aggression, maintaining the UK's interests and helping those in need. The Type 31 is designed to relieve the operational pressures on other ships, including the Type 26, so those vessels are freed up to tackle specialist tasks. That means the Type 31 doesn't have the anti-submarine features that are included on the Type 26.

What weapons will the Type 26 be equipped with when it launches, and what will be added in the future?

The Type 26 has a flexible design that will enable

its capabilities to be adapted throughout its life span in order to counter future threats. The HMS Glasgow will enter service with a Sea Ceptor air defence missile system and a 12.7-centimetre medium-calibre gun. The Type 26 can also embark with a Merlin anti-submarine helicopter or a Wildcat maritime attack helicopter. The Wildcat will be able to deploy two variants of our Future Anti-Surface Guided Weapon.

The Type 26 frigate will be fitted with the Mark 41 Vertical Launching System, which provides the flexibility to field a variety of weapons, and that may include our next generation of ship-launched strike weapons. The Type 26 is inherently flexible, which allows us greater choice when planning operations and upgrades. That's important because it allows us to upgrade the ship's systems throughout its lifetime so it can tackle future threats.

What sort of facilities will be included for the crew on the HMS Glasgow?

As with all warships in the Royal Navy, the Type 26 will be fitted with a sickbay and ward. A number of our personnel are trained in first aid, and depending on the mission we'll have specialist medical personnel on board. When

operating as part of a larger strike group, personnel will have access to a wider range of equipment and staff.

In addition, the Type 26 will be fitted with a gym that includes weightlifting and cardio equipment, and a physical trainer will be part of the ship's crew so they can provide the crew with specific training programs and guidance on healthy eating.

The crew's accommodations have recreation areas with TVs and games consoles, and social areas for people to congregate. There will be a library, and personnel can also access a range of TV and radio stations through the British Forces Broadcasting Service.

HMS WARSPITE

RN ship type: Battleship
A vessel that served in both World Wars, thanks to extensive modernisation and a stellar design. It was a Queen Elizabeth-class ship, reaching speeds of 23 knots.

HMS HOOD

RN ship type: Battlecruiser
This famous but flawed ship was infamously sunk by the German battleship Bismarck in 1941.

HMS INVINCIBLE

RN ship type: Aircraft carrier
This aircraft carrier was the flagship of the Royal Navy's fleet and saw action in several wars.

HMS FURIOUS

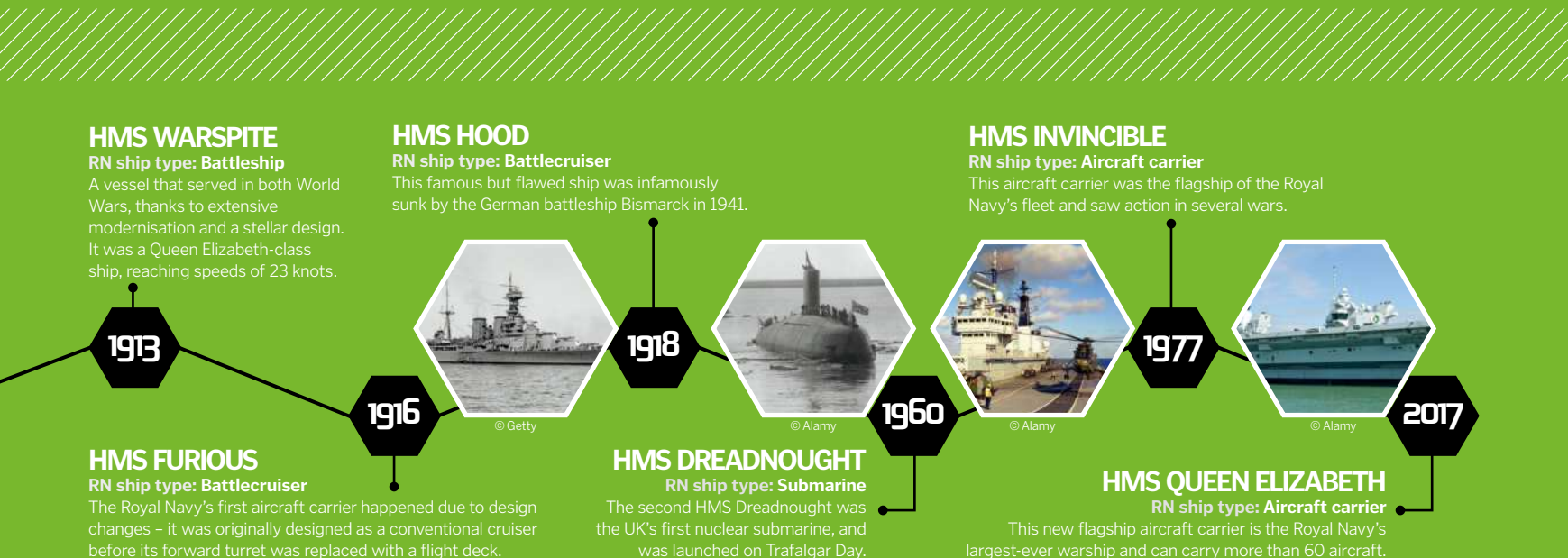
RN ship type: Battlecruiser
The Royal Navy's first aircraft carrier happened due to design changes – it was originally designed as a conventional cruiser before its forward turret was replaced with a flight deck.


HMS DREADNOUGHT

RN ship type: Submarine
The second HMS Dreadnought was the UK's first nuclear submarine, and was launched on Trafalgar Day.

HMS QUEEN ELIZABETH

RN ship type: Aircraft carrier
This new flagship aircraft carrier is the Royal Navy's largest-ever warship and can carry more than 60 aircraft.





100 YEARS OF WARFARE

TANKS

**THE EVOLUTION OF ARMoured BATTLE,
FROM WWI TO MODERN MECHANISED MARVELS**

Ancient Greek hoplites joined their shields and advanced in unison. Hannibal's Carthaginians mounted war elephants. The visionary Leonardo da Vinci rendered an image of an armoured fighting vehicle in 1487. While the concept of the tank - an armoured unit that could dominate the battlefield - has existed for almost as long as mankind has waged war, it became workable and developed to devastating capability 100 years ago.

Since the creaky bathtubs of World War I, the tank has existed to provide an operational edge during combat. Its varied roles range from the hammer blow of the mailed fist to break through enemy lines, to the rapid exploitation of the breach and the destruction of other vehicles and fortifications, as well as reconnaissance and fire support as mobile artillery.

To successfully complete the assigned mission, tanks require three key design elements: firepower, mobility and protection. Concentrated firepower punches a hole through enemy lines, while being able to tackle any type of terrain at speed enables them to travel over enemy trenches, and heavy armour shields the crew that supplies the expertise, efficiency, and courage to go in harm's way.

When the tank entered combat for the first time, hopes were high that the horrific stalemate of trench warfare would be broken. While the tank matured as an armament system, it became a weapon of dominance and decision. Today, the tank is perceived both as a potential war winner and a costly machine that may be past its prime. Regardless, the technological advancements and its impact on warfare are nothing short of astonishing.

Without question, the mere existence of the tank continues to influence any decision to wage war and any effective defence against an attacker on land. The tank, therefore, remains a prime shaper of military strategy and will continue to be into the foreseeable future.

Tanks through time

Over decades of warfare, technology has shaped tanks into weapons of awesome power



Mark V (Male)
Country of origin: United Kingdom
First produced: 1917
Still in service? No



Char B1 bis
Country of origin: France
First produced: 1937
Still in service? No



Centurion
Country of origin: United Kingdom
First produced: 1945
Still in service?: No



M60
Country of origin: United States
First produced: 1959
Still in service? Yes



PT-76
Country of origin: Soviet Union
First produced: 1950
Still in service? Yes



T-54
Country of origin: Soviet Union
First produced: 1948
Still in service? Yes



T-72
Country of origin: Soviet Union
First produced: 1971
Still in service? Yes



Leopard 2
Country of origin: Germany
First produced: 1979
Still in service? Yes



M1A1 Abrams
Country of origin: United States
First produced: 1979
Still in service? Yes



Challenger 2
Country of origin: United Kingdom
First produced: 1993
Still in service? Yes



Arjun
Country of origin: India
First produced: 2004
Still in service? Yes



K2 Black Panther
Country of origin: South Korea
First produced: 2013
Still in service? Yes



T-90
Country of origin: Russia
First produced: 1993
Still in service? Yes



The T-72 tank has been exported to over 30 countries

Challenger 2 is equipped with a highly accurate fire control system



© WIKI; Thinkstock; Illustration by Nicholas Forster



Tanks past and present

How the demands of the modern battlefield have shaped designs

Prior to World War I, research and development yielded some practical benefits in tank design. Caterpillar treads, already in use with heavy tractors, proved superior to wheels, and power to weight ratios were recognised as having significant impact on mobility and performance.

Experimentation with every aspect of the tank's development led to the introduction of basic internal power plants, and sheets of steel were riveted together to form armoured boxes on top of a tractor or car chassis. Visibility and steering were crudely accomplished with

hazardous viewing ports and a series of tillers respectively. Machine guns and cannon originally meant for use with infantry and artillery units were also adapted.

Although they were terrifying to the common foot soldier that encountered them, the earliest

Silhouette

Nearly 2.5 metres high, the Mark I silhouette was easily spotted on the battlefield, often drawing enemy artillery fire.

Vision

Poor vision plagued the Mark I crew. The commander viewed the field through slits and periscopes rising from the roof.

Sponson

Barbettes or sponsons jutted from the flanks of the Mark I, serving as mounts for the Male variant's six-pounder guns.

Engine

The 105-horsepower, six-cylinder Foster-Daimler sleeve valve engine of the Mark I generated a top speed of around six kilometres per hour.

Machine guns

At least three 7.7mm Hotchkiss or Vickers machine guns were mounted on both the Male and Female Mark I variants.

Propulsion

The complex propulsion system of the Mark I required two drivers and two gearmen to operate.

Rhomboid

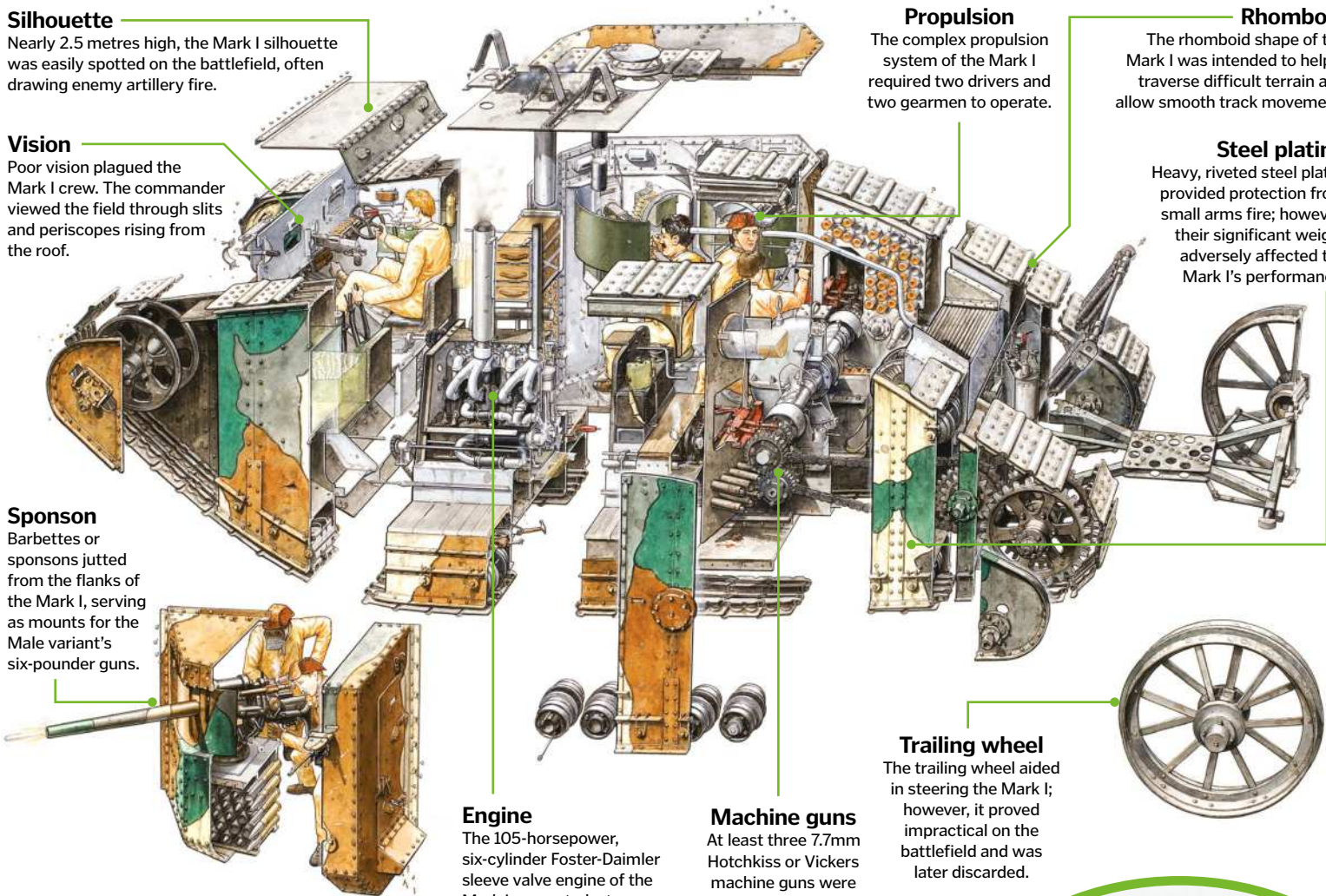
The rhomboid shape of the Mark I was intended to help it traverse difficult terrain and allow smooth track movement.

Steel plating

Heavy, riveted steel plates provided protection from small arms fire; however, their significant weight adversely affected the Mark I's performance.

Trailing wheel

The trailing wheel aided in steering the Mark I; however, it proved impractical on the battlefield and was later discarded.



1916

Mark I The first tank ended the stalemate of trench warfare

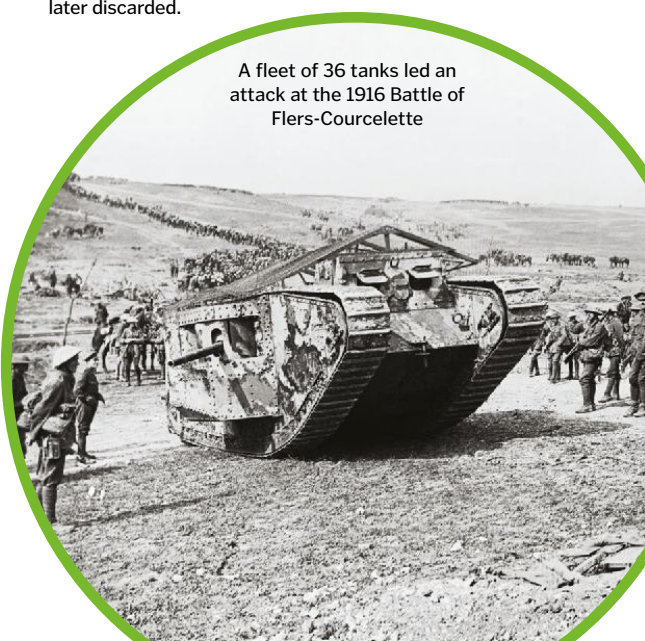
Hopes of breaking the agonising stalemate of trench warfare during World War I led to the accelerated development of the world's first operational tank, the British Mark I. The Landships Committee was established in 1915 by Winston Churchill - First Lord of the Admiralty at the time - to produce an armoured vehicle for the battlefield. The Mark I was the production model of earlier prototypes Little Willie and Mother.

The Mark I weighed just over 28 tons and was powered by a six-cylinder Foster-Daimler engine.

It was produced in two variants, the Male mounting two Hotchkiss six-pounder guns and the Female mounting two Vickers machine guns, with both variants sporting an additional three light machine guns.

Eight crewmen shared a common compartment. The British Army placed the first order for 100 Mark I tanks in February 1916, and the tank made its combat debut during the Battle of the Somme. Although several tanks broke down or became stranded, a new era in modern warfare had begun.

A fleet of 36 tanks led an attack at the 1916 Battle of Flers-Courcelette



DID YOU KNOW? The French-built Renault FT-17 was the first production tank with a fully rotating turret

tanks were heavy and unwieldy contraptions that were prone to mechanical failures. The engines were simply inadequate for propelling the tremendous weight of the vehicle forward. The exhaust fumes from straining engines sometimes even sickened the crews so seriously that they could not function.

The second generation of armoured vehicles reflected the experience of the Great War, and numerous innovations of the interwar years were put to use during World War II. The

purpose-built tank chassis was refined, diesel and gasoline engines became more powerful and some were borrowed from the aircraft industry. The rotating turret-mounted machine guns and cannons were introduced and armour protection improved, while communication between tanks was vastly enhanced with reliable radios that replaced hand signals and directional flags.

During the second half of the 20th century and beyond, evolving technology has transformed

the tank into a modern marvel of mechanised warfare. Global Positioning Systems (GPS) foster unprecedented coordination of units, while sophisticated infrared target acquisition and stabilisation equipment allow tanks to track multiple targets simultaneously and accurately fire weapons on the move. They also feature state-of-the-art turbine engines combined with composite armour – lighter and many times stronger than steel – for unprecedented speed and security.

Conditions inside a Mark I were hot, noisy and dangerous for the eight-man crew




An American crew awaits orders for a light tank in Coburg, Germany in 1945



M4 Sherman tanks equipped with flame-throwers were deployed by the US in the Battle of Iwo Jima in 1945

The first tanks were designed to break through barbed wire on enemy lines



© WIKI-Getty



PRESENT DAY

Challenger 2

The main battle tank of the British Army

Considered by many military analysts to be the finest main battle tank in the world today, the development of the British Challenger 2 occurred during a five-year period from 1986 to 1991. Although it shares a common name with its predecessor, the Challenger 1, less than five per cent of the components are compatible.

Designed as a battlefield supremacy tank, the Challenger 2 weighs just under 70 tons and is the first British tank since World War II to be designed, developed, and put into production by a single principal defence contractor, the Land

Systems Division of BAE Systems. The main weapon of the Challenger 2 is the 120mm L30 CHARM (CHallenger main ARMament) rifled gun, and control of the turret and gun are maintained through solid-state electronics.

The tank is also equipped with smaller weapons, including a coaxial L94A1 7.62mm chain gun and a 7.62mm L37A2 commander's machine gun. Protected by second generation Chobham composite armour, the Challenger 2 has compiled an impressive combat record, primarily during Operation Iraqi Freedom.




Target acquisition

The commander and gunner of the Challenger 2 utilise gyrostabilised, fully panoramic gunsights with thermal imaging and laser range finding.



The British Challenger 2 was produced from 1993 to 2002, and approximately 450 units were completed



Driver position

One of four Challenger 2 crewmen, the driver sits at the front and uses the periscope and night vision to steer the tank.



Main armament

The main weapon of the Challenger 2 is the 120mm L30 rifled cannon equipped with a thermal sleeve to prevent warping.

The Japanese Type 90 tank delivers 1,500 horsepower, as much as the Bugatti Chiron, the fastest car in the world

Suspension

A hydro-gas variable spring rate suspension provides stability for the Challenger 2 in cross-country action or on the road.

Tracks

Tension in the Challenger 2's tracks can be hydraulically adjusted from the driver's compartment, to provide excellent mobility on various terrains.



"Technology has transformed the tank into a modern marvel of warfare"

DID YOU KNOW? Each AMX-56 Leclerc tank costs £8mn to build

Secondary armament

A pair of 7.62mm machine guns mounted at the loader's hatch provide close defence for the Challenger 2.

Turret

The aerodynamic Challenger 2 turret houses sophisticated vision, target acquisition and defensive systems, along with seating for the commander and the gunner.

Engine

The 1,200-horsepower, 12-cylinder Perkins-Condor CV12 diesel engine of the Challenger 2 generates a top speed of 60 kilometres per hour.

Layered armour

Certain characteristics of the improved composite armour protecting the Challenger 2 remain classified.

The M1 Abrams has served in the Cold War, Iraq and Afghanistan and is predicted to be in use until 2050

In 2007, Canada borrowed 20 Leopard C2 tanks from Germany to aid their troops in Afghanistan

Despite their high-tech defences, modern tanks can still succumb to enemy fire

Challenger 2 entered service with the British Army in 1998

© WIKI, Getty; Illustration by Alex Pang



The modern battlefield

From defence to attack, discover the many roles of tanks in warfare

Since their first deployment, tanks have had multiple combat roles. As the world's foremost military organisations began to evaluate the potential of the tank and either embrace or discount its future, military establishments developed their own specific roles for the armoured vehicle.

A division of labour emerged. Tanks were either built with heavy armour and weapons for striking power, or slimmed down for speed and rapid manoeuvre. Even during its infancy, the British Tank Corps fielded heavier Mark IV and Mark V tanks in World War I along with the faster and more manoeuvrable Whippet. The heavier tanks were intended to breach German trenches, creating gaps through which the lighter tanks would slash into enemy areas.

While the heavy tanks struck powerful blows, the light tanks served as modern, armoured cavalry. This tactic continued into World War II, with advanced light, medium, and heavy tanks assuming the roles of their predecessors. Tank versus tank combat became more common, and the growing diversity of operational roles resulted in a variety of armoured vehicles, some designed specifically to destroy enemy tanks.

During the Cold War and into the 21st century, cost concerns and improved technology have fuelled the concept of the main battle tank. With highly efficient engines that deliver substantial power and light composite armour that allows greater speed, the performance gap that previously existed has narrowed. The modern battle tank combines earlier designs into a single, all-round-lethal machine.

The German Tiger tank could destroy an enemy vehicle from 2km away



A Leopard 2A6 of the German Army speeds across flat terrain

Mutual support

In open country, tanks advance in echelon, wedge, vee, column, and other formations, covering one another to the front, sides and rear.

Climate control

Specialised design and equipment allows modern tanks to operate in the harshest climates, from the frozen Arctic to the Middle Eastern desert.

Tip of the spear

The main battle tank sometimes serves as an offensive force's vanguard, utilising speed, firepower, and armour protection to the fullest.

Battle taxi

Light tanks and armoured infantry vehicles shuttle infantry squads and wounded soldiers to and from the front lines.

Recon point

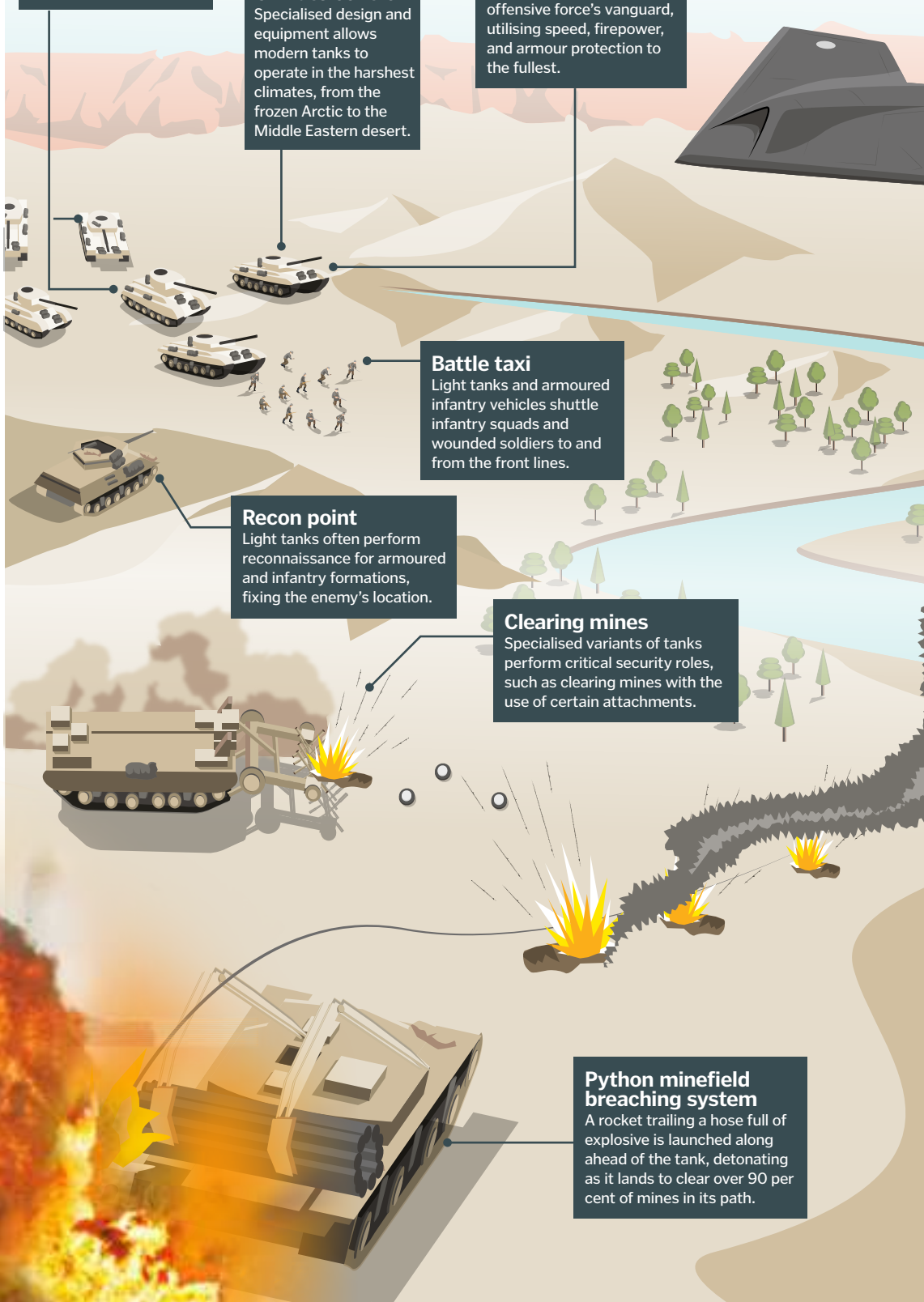
Light tanks often perform reconnaissance for armoured and infantry formations, fixing the enemy's location.

Clearing mines

Specialised variants of tanks perform critical security roles, such as clearing mines with the use of certain attachments.

Python minefield breaching system

A rocket trailing a hose full of explosive is launched along ahead of the tank, detonating as it lands to clear over 90 per cent of mines in its path.



Tank roles in battle

"Some vehicles were designed specifically to destroy enemy tanks"

Lying hull down in a prepared revetment, this tank can engage the enemy while protected



Command tank

The commander of a tank formation exerts control on the battlefield, coordinating their unit.

Tank vs tank

Tanks encounter their enemy counterparts in battle and fire heavy rounds specifically designed to penetrate the opposing vehicle's armour.

Defence mechanism

To defeat enemy attack, tanks are armed with machine guns and grenade launchers to make smoke or dispense countermeasures.

Mobile artillery

Tanks serve as mobile artillery, their big guns sighting distant targets and firing on enemy positions.

Anti-aircraft defence

With heavy machine guns, main battle tanks are capable of defending themselves against low-flying aircraft and drones.

Bridgelayer

Rather than a turret, some tank variants carry bridging equipment, hydraulically extended from the chassis across a waterway or other barrier.


Gaining traction

The large surface area of the tracks spreads the weight of the vehicle and enables it to conquer any terrain.

Amphibious capability

The tracks of these beach-storming behemoths act like paddles to wade through water.





HISTORIC

Iconic machines that changed the world



146

142 Concorde
The supersonic plane that changed the way we travel but was ultimately retired in 2003

144 Supermarine Spitfire
See how this iconic fighter dominated the skies during World War II

146 Messerschmitt Me 262
This German fighter brought incredible speed to the skies during the aerial dogfights of the WWII

148 F-86 Sabre
A versatile fighter that was as fast as it was lethal

150 The Model T
Discover more about the car that Ford brought motoring to the masses

152 The Flying Scotsman Locomotive
Take a ride on board the film star, record breaker and beloved national treasure

154 The Mayflower
A complete guide to the ship that took the Pilgrim Fathers to America

156 HMS Victory
The Royal Navy ship that helped ensure British supremacy during the 18th and 19th centuries



154

"The Mayflower was often regarded as a symbol of religious freedom in the United states"


158 Bathyscaphe Trieste
The deep sea diver that reached the bottom of the Mariana Trench



152



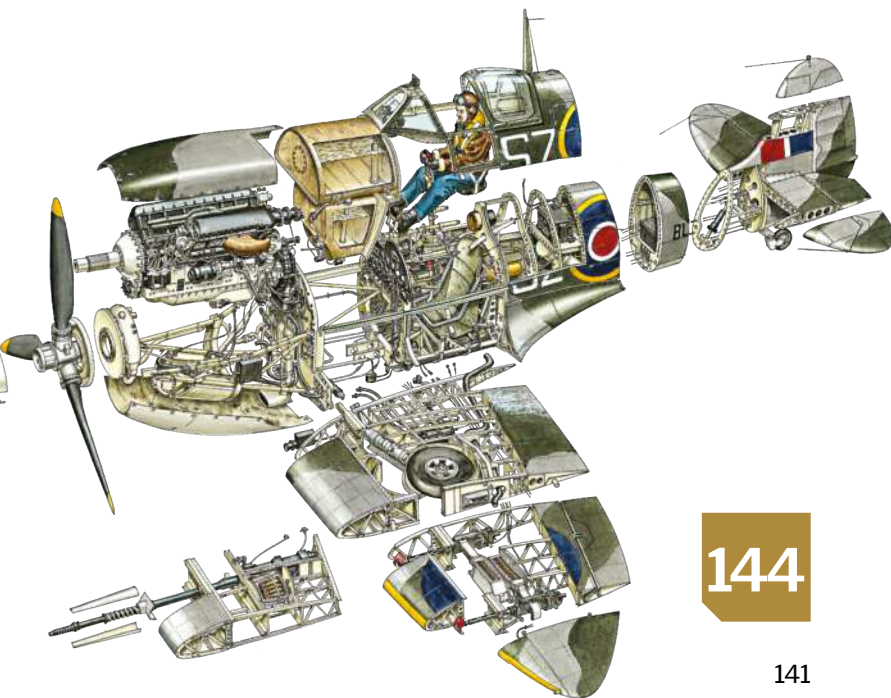
156



150



142



144



Inside Concorde

What's under the wings?

Rolls-Royce/Snecma Olympus 593 engines

Concorde's afterburning engines were a development of engines originally designed for the Avro Vulcan bomber.

Wing fuel tanks

Concorde, like many aircraft, stored its fuel in its wings. However, it also used its fuel as a heat sink, drawing heat away from the passengers.

Ogival wings

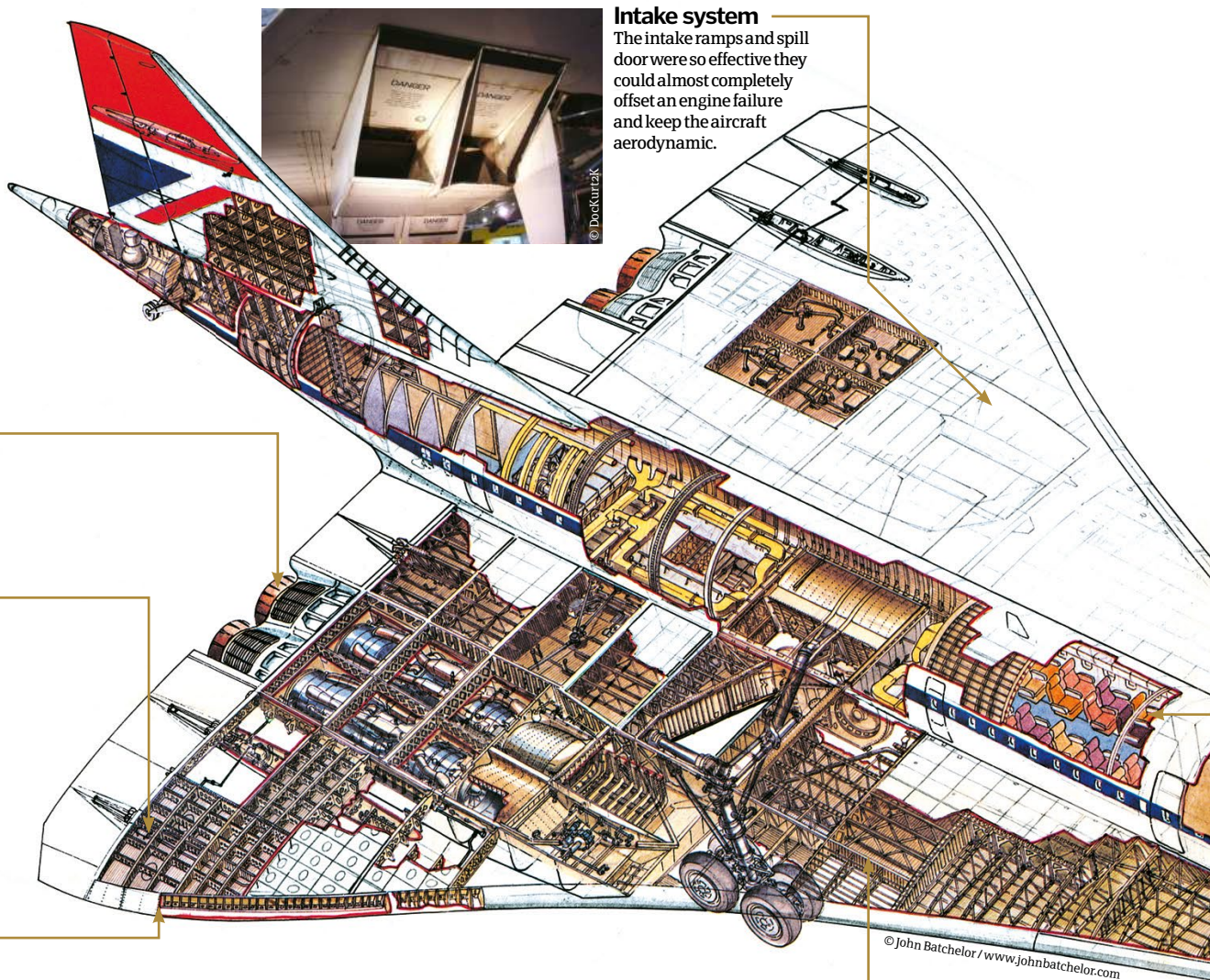
Concorde's 'double delta' wings helped its aerodynamic profile and speed.

Lighter, stronger components

Concorde was constructed using 'sculpture milling', a process that reduced the amount of parts required while making those that were necessary lighter and stronger.

Intake system

The intake ramps and spill door were so effective they could almost completely offset an engine failure and keep the aircraft aerodynamic.



© John Batchelor / www.johnbatchelor.com

Concorde

An aircraft that could fly across the Atlantic in under three hours seemed as impossible as it was desirable

Flying faster than the speed of sound has always been the sole proviso of the military, but in the late-Sixties, Russia, France, the UK and the US were all working on the idea of supersonic commercial travel.

Concorde was the result of France and the UK combining their efforts to produce a supersonic airliner and, even now, it's impossible not to be impressed by its pioneering stature. Its ogival or double-curved wings kept it aerodynamic and

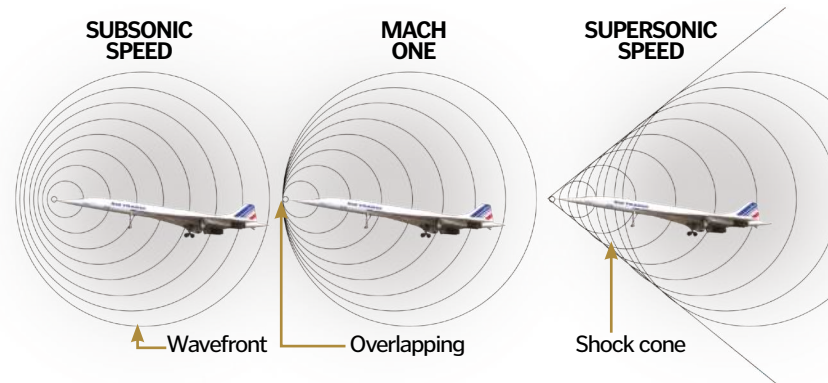
dictated much of the plane's shape, as they forced the nose up on taxiing, take off and landing. To help minimise drag on the aircraft as well as improve visibility, the nose cone could move, dropping down to improve visibility then straightening out in flight to improve the aerodynamic profile.

Concorde's engines also had to be modified for extended supersonic flight. Jet engines can only take in air at subsonic speed so the air passing

into the engines had to be slowed when flying at Mach 2.0. Worse, the act of slowing the air down generated potentially damaging shock waves. This was controlled by a pair of intake ramps and an auxiliary spill door that could be moved during flight, slowing the air flow then and allowing the engine to operate efficiently. This system was so successful that 63 per cent of Concorde's thrust was generated by these intakes during its supersonic flight.

The sonic boom

Sonic booms are generated by the passage of an object through the air. This passage creates pressure waves that travel at the speed of sound. The closer the aircraft gets to the speed of sound, the closer these waves become until they merge. The aircraft then forms the tip of a 'Mach cone', the pressure wave at its nose combining with the fall in pressure at its tail as it passes to create the distinctive 'boom' sound.



Passenger cabin
Concorde could carry 92 passengers or be reconfigured internally to carry up to 120.



The interior of a British Airways Concorde



Undercarriage
The undercarriage was unusually strong due to the high angle the plane would rise to at rotation, just prior to take off, which put a tremendous amount of stress on the rear wheels in particular.

And yet Concorde still had to contend with the heat generated by supersonic flight. The nose – traditionally the hottest part of any supersonic aircraft – was fitted with a visor to prevent the heat reaching the cockpit while the plane's fuel was used as a heat sink, drawing heat away from the cabin.

Even then, owing to the incredible heat generated by compression of air as

Concorde travelled supersonically, the fuselage would extend up to 300 millimetres, or almost one foot. The most famous manifestation of this was a gap that would open up on the flight deck between the flight engineer's console and the bulkhead. Traditionally, engineers would place their hats in this gap, trapping them there after it closed.



This Concorde is on display at Paris-Charles de Gaulle airport

End of an era

On 25 July 2000, Air France Flight 4590 crashed in Gonesse, France, killing all 100 passengers and nine crew as well as a further four on the ground.

Although the crash was caused by a fragment from the previous aircraft to take off, passenger numbers never recovered and were damaged still further by the rising cost of maintaining the ageing aircraft and the slump in air travel following the 9/11 attacks.

As a result, on 10 April 2003, Air France and British Airways announced their Concorde fleets would be retired later that year.

Despite an attempt by Richard Branson to purchase BA's Concorde fleet for Virgin Atlantic, the planes were retired following a week-long farewell tour that culminated in three Concorde landings at Heathrow, and the very final flight of a Concorde worldwide landing in Filton, Bristol.

BA still owns its Concorde fleet: one is on display in Surrey, a second is being kept near-airworthy by volunteers at the Le Bourget Air and Space Museum, and a third, also at that site, is being worked on by a joint team of English and French engineers.

Cockpit
Concorde's were the last aircraft BA flew that required a flight engineer in the cockpit with the pilot and copilot.



Mike Bannister (top left) piloted the first Concorde flight following the Gonesse disaster

Thrust-by-wire
Concorde was one of the first aircraft to use an onboard computer to help manage its thrust levels.

Nose
Concorde's nose drooped to help visibility on take off and landing and straightened in flight.

The statistics...



BAC/Aerospatiale Concorde

- Manufacturer:** BAC (Now BAE Systems) and Aerospatiale (Now EADS)
- Year launched:** 1976
- Year retired:** 2003
- Number built:** 20
- Dimensions:** Length: 61.66m, Wingspan: 25.6m, Height: 3.39m
- Capacity (passengers):** Up to 120 passengers
- Unit cost:** £23 million in 1977
- Cruise speed:** Mach 2.02 (1,320mph)
- Max speed:** Mach 2.04 (1,350mph)
- Propulsion:** 4x Rolls-Royce/Snecma Olympus 593 engines
- Ceiling:** 60,000ft



Supermarine Spitfire

Arguably the most iconic fighter aircraft of the Second World War, the RAF Spitfire to this day is championed for its prowess, grace and versatility

Rolls-Royce Vee-12 engine

The Spitfire utilised two variant of Rolls-Royce engine during its production life span, the 27-litre Merlin and the 36.7-litre Griffon.

Propeller

Original Spitfires had wooden propellers, these were later replaced with variable-pitch propellers, and more blades were added as horsepower increased.

Airframe


The aircraft's airframe was an amalgamation of a streamlined semi-single piece of aluminium alloy with an enclosed cockpit, allowing increased responsiveness and ease of flight.

Gun-emplacement

The original armament of the Spitfire comprised of eight 303-inch Browning machine guns, each with 300 rounds of ammunition.



Video still from gun camera showing the tracers



Inside the Spitfire

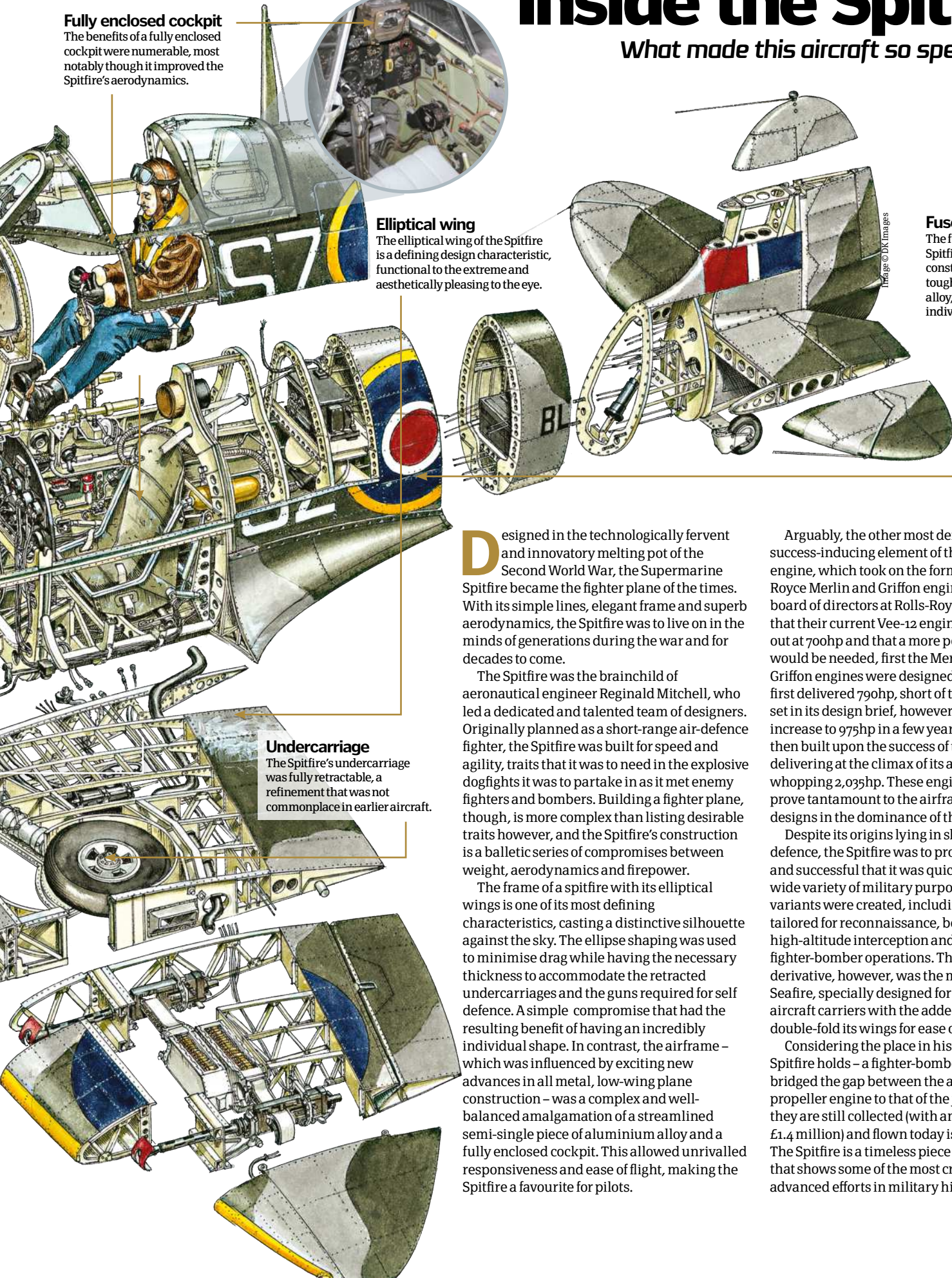
What made this aircraft so spectacular?

Fully enclosed cockpit
The benefits of a fully enclosed cockpit were numerous, most notably though it improved the Spitfire's aerodynamics.



Elliptical wing
The elliptical wing of the Spitfire is a defining design characteristic, functional to the extreme and aesthetically pleasing to the eye.

Fuselage
The fuselage of the Spitfire was constructed from toughened aluminium alloy, composing of 19 individual frames.



Undercarriage
The Spitfire's undercarriage was fully retractable, a refinement that was not commonplace in earlier aircraft.

Designed in the technologically fervent and innovative melting pot of the Second World War, the Supermarine Spitfire became the fighter plane of the times. With its simple lines, elegant frame and superb aerodynamics, the Spitfire was to live on in the minds of generations during the war and for decades to come.

The Spitfire was the brainchild of aeronautical engineer Reginald Mitchell, who led a dedicated and talented team of designers. Originally planned as a short-range air-defence fighter, the Spitfire was built for speed and agility, traits that it was to need in the explosive dogfights it was to partake in as it met enemy fighters and bombers. Building a fighter plane, though, is more complex than listing desirable traits however, and the Spitfire's construction is a balletic series of compromises between weight, aerodynamics and firepower.

The frame of a Spitfire with its elliptical wings is one of its most defining characteristics, casting a distinctive silhouette against the sky. The ellipse shaping was used to minimise drag while having the necessary thickness to accommodate the retracted undercarriages and the guns required for self defence. A simple compromise that had the resulting benefit of having an incredibly individual shape. In contrast, the airframe – which was influenced by exciting new advances in all metal, low-wing plane construction – was a complex and well-balanced amalgamation of a streamlined semi-single piece of aluminium alloy and a fully enclosed cockpit. This allowed unrivalled responsiveness and ease of flight, making the Spitfire a favourite for pilots.

Arguably, the other most defining and success-inducing element of the Spitfire was its engine, which took on the form of the Rolls-Royce Merlin and Griffon engines. Planned by a board of directors at Rolls-Royce who realised that their current Vee-12 engine was topping out at 700hp and that a more powerful variant would be needed, first the Merlin and later the Griffon engines were designed. The Merlin at first delivered 790hp, short of the 1,000hp goal set in its design brief, however this was to increase to 975hp in a few years. The Griffon then built upon the success of the Merlin, delivering at the climax of its advancement a whopping 2,035hp. These engines were to prove tantamount to the airframe and wing designs in the dominance of the Spitfire.

Despite its origins lying in short-range home defence, the Spitfire was to prove so versatile and successful that it was quickly adapted for a wide variety of military purposes. Many variants were created, including designs tailored for reconnaissance, bombing runs, high-altitude interception and general fighter-bomber operations. The most notable derivative, however, was the multi-variant Seafire, specially designed for operation on aircraft carriers with the added ability to double-fold its wings for ease of storage.

Considering the place in history that the Spitfire holds – a fighter-bomber aircraft that bridged the gap between the age of the propeller engine to that of the jet – the fact that they are still collected (with an average cost of £1.4 million) and flown today is unsurprising. The Spitfire is a timeless piece of engineering that shows some of the most creative and advanced efforts in military history.



Messerschmitt Me 262

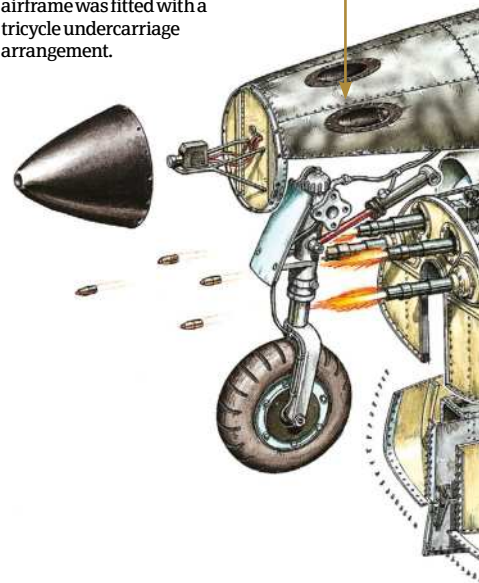
How this German fighter aircraft brought terrifying speed and combative dominance to the aerial battlefields of World War II



The Messerschmitt Me 262 Schwalbe, as seen in this photograph, was the first variant of the jet to fall into Allied hands

Airframe

The Me 262's airframe was made from steel and aluminium alloy, while the cockpit canopy consisted of two rounded plastic glass sections mounted in a frame on a tubular base. The airframe was fitted with a tricycle undercarriage arrangement.



Speed kills. This is a fact of war that the Nazi regime understood well, employing it to great effect with their 'Blitzkrieg' (lightning war) tactics of WWII, puncturing holes in Allied lines with great speed and firepower. It was a mantra they incorporated into all aspects of their military and, as shown in the groundbreaking Messerschmitt Me 262 fighter jet, often generated spectacular results.

The Me 262 was the most advanced aviation design brought to fruition during World War II, and the first ever operational jet-powered fighter aircraft in the world. It featured a state-of-the-art, streamlined steel and aluminium alloy chassis, twin super-powerful Junkers Jumo 004 B-1 turbojet engines and a suite of weaponry that allowed it to fulfil a wide variety of roles. It was originally conceived to be a high-speed fighter-interceptor used to take down Allied bombers during sorties (flight missions), however under order from Adolf Hitler himself, its role was widened to also include bombing duties.

Its aerial dominance rested on its high top speed of 900km/h (560 mph), which obliterated its nearest rivals, the American P-51 Mustang and British Spitfire. Indeed, the extreme velocity that the Me 262 brought to the aerial battlefield meant that traditional dog-fighting tactics needed to be rewritten, with Allied pilots unable to track the aircraft with their electric gun turrets or tail them over long stretches. Instead, Allied pilots had to gang up and attempt to force the 262's pilot into making low-speed manoeuvres, from which it could be shot down.

This formidable power came from the turbojets. They didn't provide as much thrust at lower speeds than that of propellers, meaning that Me 262s took longer to reach high speed. However, once flying, the aircraft could easily outpace any Allied plane. Further, the turbojets granted the Me 262 a higher rate of climb than its contemporaries, which, when used tactically, allowed them to out-position the enemy and line up attack runs on

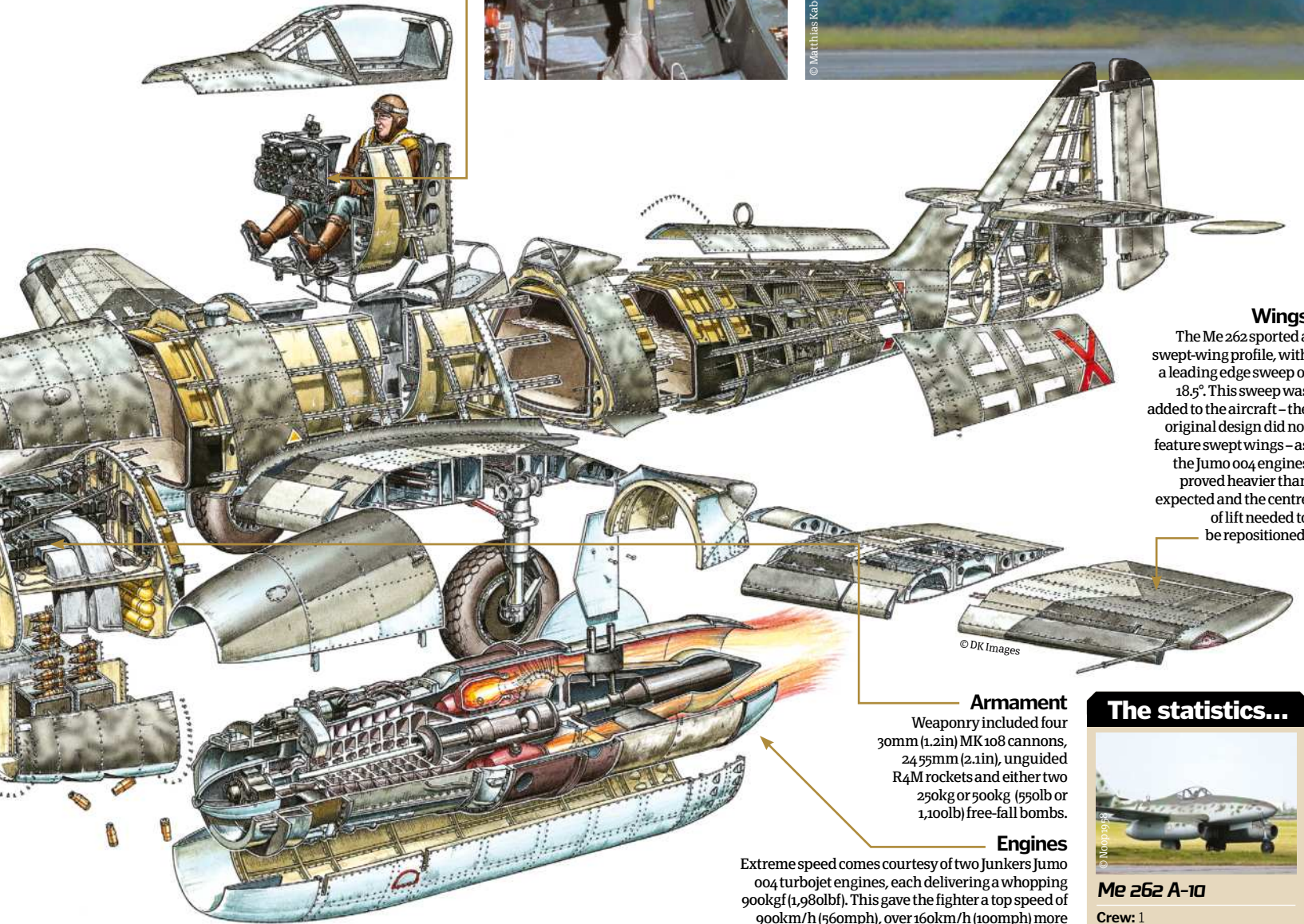
lower-flying bombers. Air-to-air damage was delivered with four 30mm MK 108 cannons, as well as 24 55mm R4M rockets. The Me 262's cannons allowed for short-range firing runs, while the unguided R4M rockets allowed larger targets to be peppered with high-explosive munitions, each one capable of totally destroying any aircraft of the day. Air-to-ground attacks were actualised through a selection of 250kg or 500kg (550lb to 1,100lb) free-fall bombs, which were stored and released from dedicated bomb bays. Through its weaponry and intense speed, the Me 262 racked up a reported five-to-one kill rate, shooting down a variety of different Allied aircraft.

Unfortunately, the reign of the Me 262 was short-lived, as mass delays in bringing it to operational functionality meant that it was not introduced until the spring of 1944, just over a year before the close of the war. Poor parts availability and dissemination of maintenance information to mechanics led to serious deficiencies in fleet fly time,

Instrumentation
Flight instruments in the Me 262's cockpit included an artificial horizon, bank and turn indicators, airspeed indicator, altimeter, rate of climb indicator, repeater compass and blind approach indicator.



The Me 262's engines allowed a top speed of 900km/h



Wings
The Me 262 sported a swept-wing profile, with a leading edge sweep of 18.5°. This sweep was added to the aircraft – the original design did not feature swept wings – as the Jumo 004 engines proved heavier than expected and the centre of lift needed to be repositioned.

Armament
Weaponry included four 30mm (1.2in) MK 108 cannons, 24 55mm (2.1in), unguided R4M rockets and either two 250kg or 500kg (550lb or 1,100lb) free-fall bombs.

Engines
Extreme speed comes courtesy of two Junkers Jumo 004 turbojet engines, each delivering a whopping 900kgf (1,980lbf). This gave the fighter a top speed of 900km/h (560mph), over 160km/h (100mph) more than its nearest competitor.

with few aircraft in the air at any one time. Due to its aerial dominance, Allied forces identified the Me 262's potential threat and dedicated large quantities of bombing sorties to destroying construction factories and launch bases.

"The Me 262 was the most advanced aviation design brought to fruition during World War II"



The statistics...



Me 262 A-10
Crew: 1
Length: 10.6m (34.8ft)
Wingspan: 12.6m (41.5ft)
Height: 3.5m (11.5ft)
Weight: 3,795kg (8,367lb)
Powerplant: 2 x Junkers Jumo 004 B-1 turbojet engines (1,980lbf each)
Max speed: 900km/h (559mph)
Range: 1,050km (652mi)
Max altitude: 11,450m (37,566ft)
Armament: 4 x 30mm MK 108 cannons, 24 x 55mm R4M rockets, 2 x 250kg bombs



F-86 Sabre

On board the F-86E

Explore the advanced engineering that makes the Sabre such a formidable fighter jet...

Considered the foremost military aircraft of the Fifties, the F-86 Sabre was a highly versatile fighter jet as fast as it was lethal

The F-86 Sabre was a highly successful single-seat fighter jet built by North American Aviation (now part of Boeing) in the late-Forties. The aircraft – the first western jet to feature swept wings, as well as one of the first capable of breaking the sound barrier in a dive – saw action throughout the Korean War and Cold War, and has become a highly recognisable icon in aircraft engineering history.

Built initially to combat the Russian MiG-15, the Sabre was geared towards flight superiority roles, dispatched to undertake furious high-speed dogfights. Though inferior to the Russian jet in terms of lightness and weaponry, the reduced transonic drag delivered by the swept wings – combined with its streamlined fuselage and advanced electronics – granted it far superior handling. This ability to outmanoeuvre the MiG-15 saw it establish supremacy in combat.

Despite overall armament inferiority to its rivals, the Sabre was one of the first military jets capable of firing guided air-to-air missiles and later variants, such as the F-86E, were fitted with radar and targeting systems that were revolutionary for the time. These factors, along with its high service ceiling (ie maximum altitude) and its generous range of

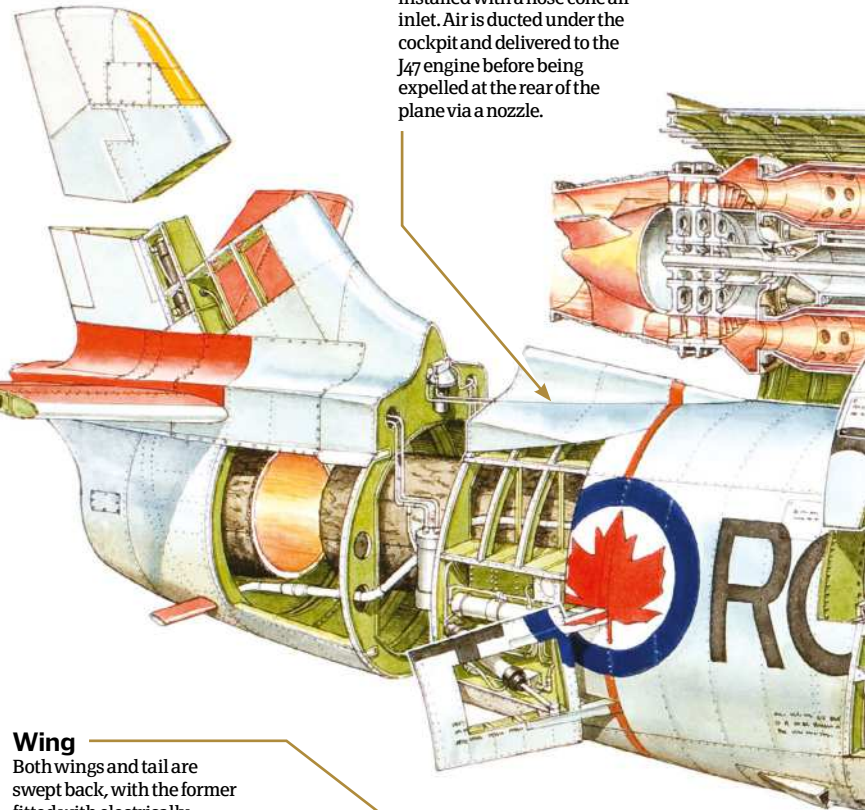
around 1,600 kilometres (1,000 miles), therefore enabled it to intercept any enemy aircraft with ease.

However, today the Sabre is most known for its famous world record-breaking performances, with variants of the jet setting five official speed records over a six-year period in the Forties and Fifties. Indeed, the F-86D made history in 1952 by not just setting the overall world speed record (1,123 kilometres/698 miles per hour), but then bettering it by an additional 27 kilometres (17 miles) per hour the following year. It is partly due to these records that the F-86 remains to be a beloved aircraft and will be remembered throughout history.

Today there are no F-86s that are still in service in national militaries. They have naturally been replaced by more modern and more advanced aircrafts as time went by and new technologies were developed. However, due to their iconic status and reliable handling, many remain in operation in the civilian sphere, with 50 privately owned jets registered in the US alone. They are extremely popular with collectors and aircraft enthusiasts alike, and continue to inspire the next generation of engineers to this day.

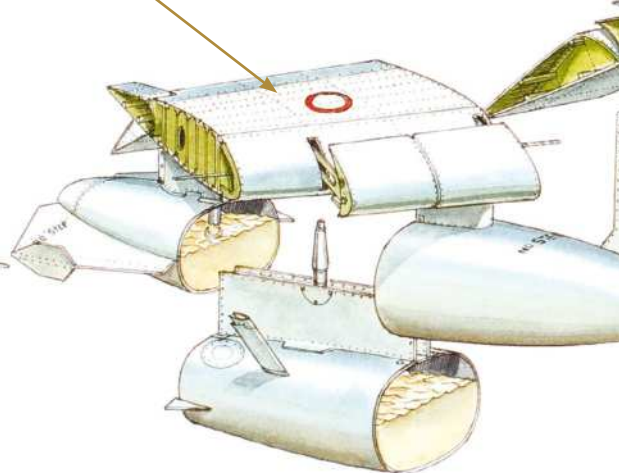
Fuselage

A tapered conical fuselage is installed with a nose cone air inlet. Air is ducted under the cockpit and delivered to the J47 engine before being expelled at the rear of the plane via a nozzle.



Wing

Both wings and tail are swept back, with the former fitted with electrically operated flaps and automatic leading-edge slats. The swept wings lend it excellent agility in dogfights.



Although built in North America at least 20 other countries used Sabres in their air forces, including Japan, Spain and the UK



Engine

The F-86E uses a GE J47-13 turbojet engine capable of outputting 2,398kgf (5,200lbf) of thrust. This raw power grants it a top horizontal speed of about 1,050km per hour (650mph).

Cockpit

The F-86E is fitted with a small bubble canopy cockpit that covers a single-seat cabin for the pilot. The cockpit is in a very forward position, tucked just behind the nose cone.

The statistics...

F-86E Sabre

Length: 11.3m (37ft)

Wingspan: 11.3m (37ft)

Height: 4.3m (14ft)

Max speed:
1,046km/h (650mph)

Range: 1,611km (1,001mi)

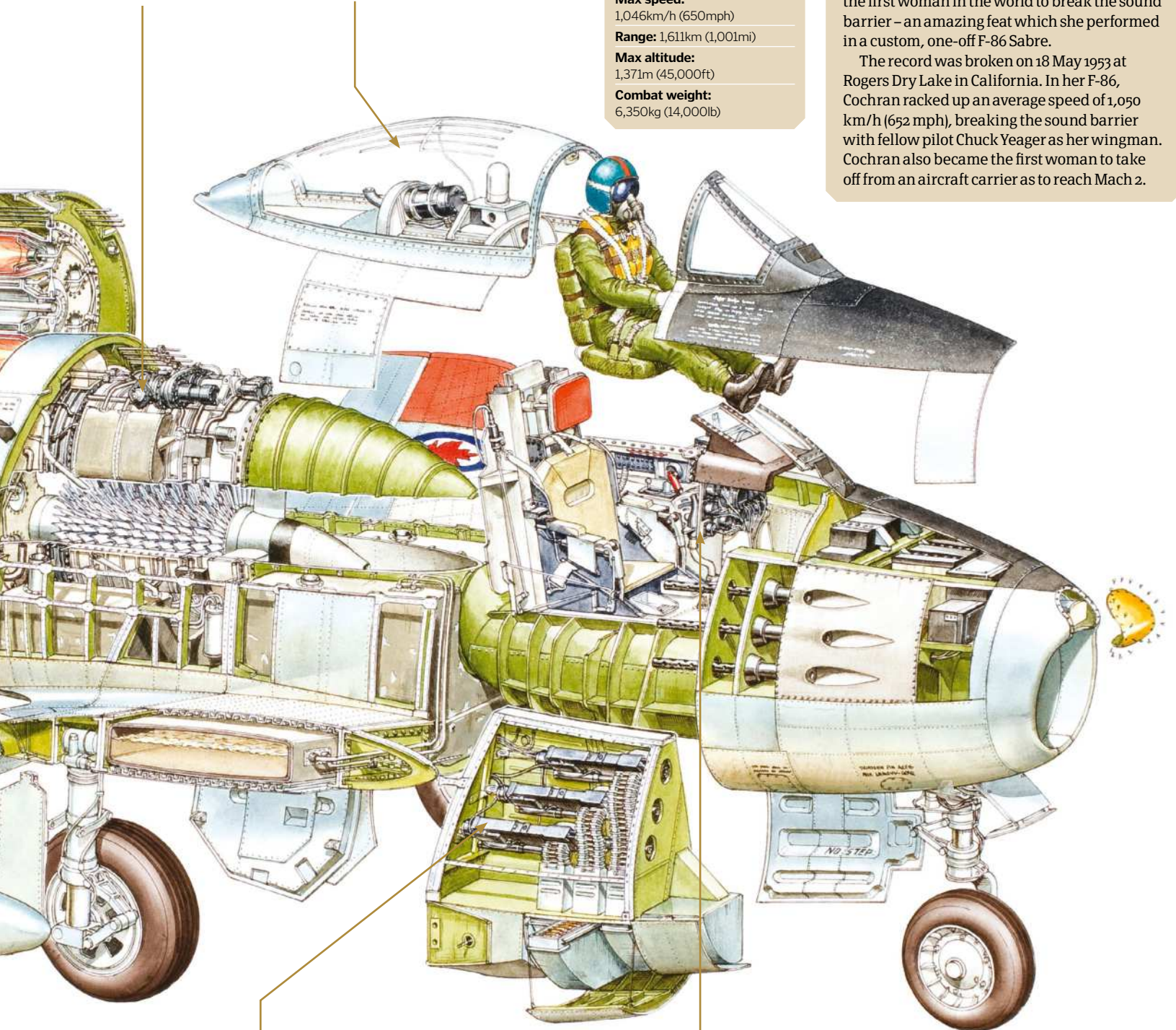
Max altitude:
1,371m (45,000ft)

Combat weight:
6,350kg (14,000lb)

Who was high flyer Jacqueline Cochran?

Born in 1906, Cochran was a pioneering American aviator and one of the most gifted pilots of her generation. This led her to become the first woman in the world to break the sound barrier – an amazing feat which she performed in a custom, one-off F-86 Sabre.

The record was broken on 18 May 1953 at Rogers Dry Lake in California. In her F-86, Cochran racked up an average speed of 1,050 km/h (652 mph), breaking the sound barrier with fellow pilot Chuck Yeager as her wingman. Cochran also became the first woman to take off from an aircraft carrier as to reach Mach 2.



Weaponry

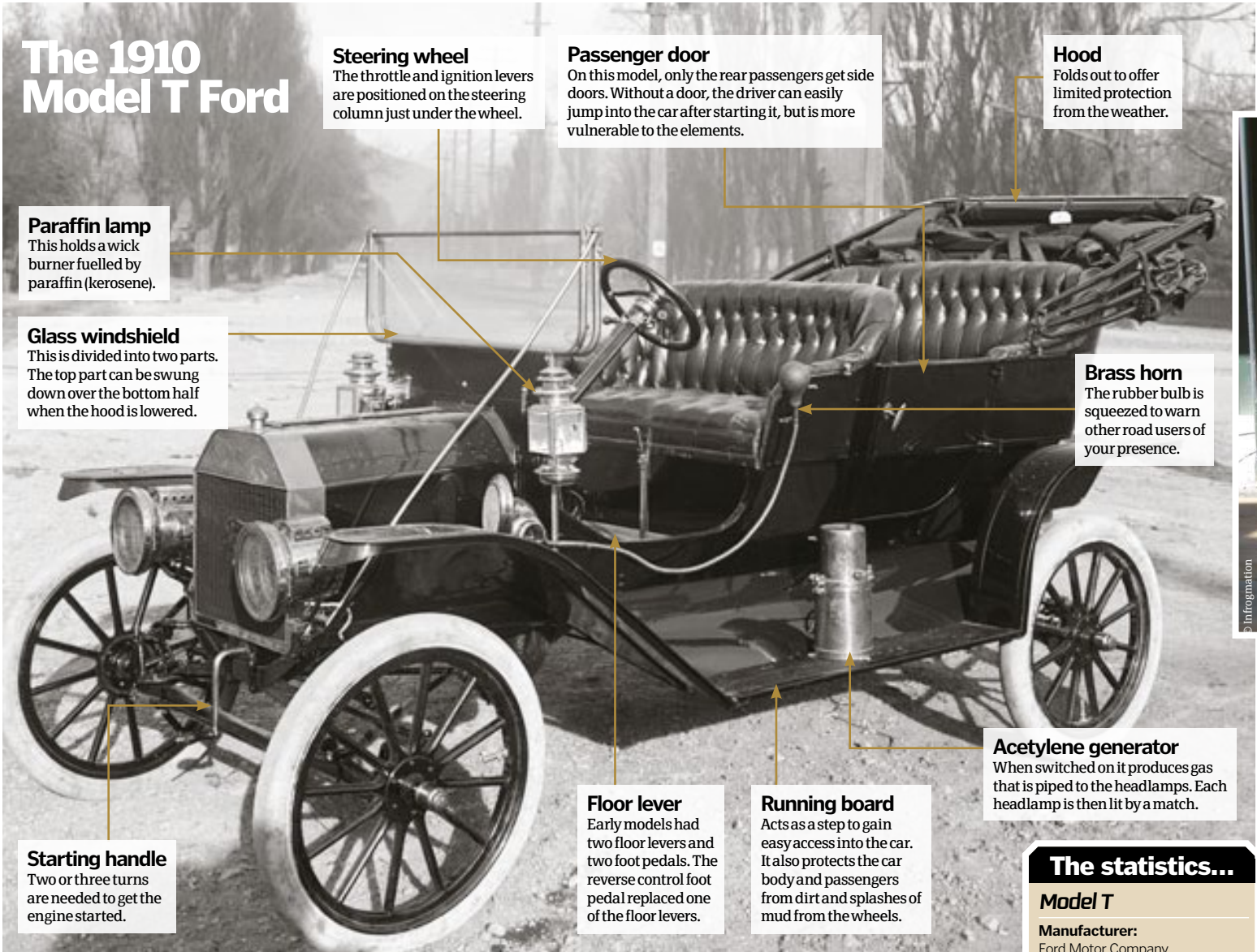
The Sabre is equipped with six .50-caliber (12.7mm) M2 Browning machine guns and 16 127mm (5in) HVAR rockets, as well as a variety of freefall bombs as well as unguided missiles.

Electronics

An A-1CM gun sight in partnership with an AN/APG-30 radar system makes the F-86E one of the most technologically advanced jets of its time. The radar can quickly work out the range to potential targets.



The 1910 Model T Ford



Steering wheel
The throttle and ignition levers are positioned on the steering column just under the wheel.

Passenger door
On this model, only the rear passengers get side doors. Without a door, the driver can easily jump into the car after starting it, but is more vulnerable to the elements.

Hood
Folds out to offer limited protection from the weather.

Paraffin lamp
This holds a wick burner fuelled by paraffin (kerosene).

Glass windshield
This is divided into two parts. The top part can be swung down over the bottom half when the hood is lowered.

Brass horn
The rubber bulb is squeezed to warn other road users of your presence.

Starting handle
Two or three turns are needed to get the engine started.

Floor lever
Early models had two floor levers and two foot pedals. The reverse control foot pedal replaced one of the floor levers.

Running board
Acts as a step to gain easy access into the car. It also protects the car body and passengers from dirt and splashes of mud from the wheels.

Acetylene generator
When switched on it produces gas that is piped to the headlamps. Each headlamp is then lit by a match.

The statistics...	
Model T	
Manufacturer:	Ford Motor Company
Year introduced:	1908
Dimensions:	Length: 2,540mm, width: 1,422mm, height: 2,387mm
Engine:	2896cc
Top speed:	45mph
Horse power:	22.5
Required fuel:	Petrol
Unit price:	\$850

The Model T

The car that brought motoring to the masses



Early Model T styles included this popular open-top touring car

By today's standards, Henry Ford's Model T has many unusual characteristics. Before you can jump into the driver's seat, you have to turn a hand crank at the front of the car to start it. This is a hazardous process as the hand crank can break your thumb if the engine backfires, and if the throttle lever on the steering column is not set properly it will run you over as soon as it starts. Fortunately, an optional electric starter was introduced in 1919.

The Model T has three foot pedals and a floor lever. To drive off, you increase the throttle lever, move the floor lever forwards from its neutral position and depress the clutch foot pedal on the left. As you pick up speed, you can move from first to second gear by releasing pressure


on the clutch pedal. To stop, drivers would simply have to reduce the throttle, press down the clutch pedal, depress the brake foot pedal on the right and put the floor lever into neutral. To go backwards you keep the floor lever in neutral and press down the middle reverse foot pedal.

Early versions of the car had brass acetylene lamps, and its ten-gallon fuel tank was mounted under the front seat. As this fed petrol to the carburettor using gravity, the Model T could not climb steep hills if the tank was low on fuel. The solution to this was to drive up hill in reverse.

Its engine is front mounted, and features four cylinders in one en bloc casting. This simple engine is relatively



Just as its modern counterparts developed different styles and shapes over the years, so too did the Model T



Workers lower the engine into place using an overhead block-and-tackle

© Science Photo Library

Mass production

The revolutionary methods used by Ford opened up a world of possibilities

Mass production using a moving assembly line was the key innovation that made the Model T so successful. Car production had been largely pitched at the luxury market with hand-built bespoke models being the norm. Henry Leland, who worked for Cadillac, pioneered the standardisation of car components, and moving production lines were used in Chicago slaughterhouses. The genius of Ford was to integrate these methods and reduce the production of the Model T to 84 key areas.

The chassis of the car was run along a track and each worker carried out a very simple and repetitive production task, before it was moved on to the next work area. The engine and other components were made in a similar manner before being added to the chassis. This slavish process made it possible to reduce the time to make one Model T from 12 hours eight minutes to 93 minutes.

As early as 1914, Ford's mass production techniques produced 300,000 cars with 13,000 workers compared to the 66,350 workers at all the other car companies who only produced 280,000 cars.

From 27 September 1908 till the end of production on 26 May 1927, 15 million Model Ts were made. The Model T met and exceeded Henry Ford's vision of creating a simply designed car using the best materials at a price affordable to everyone.



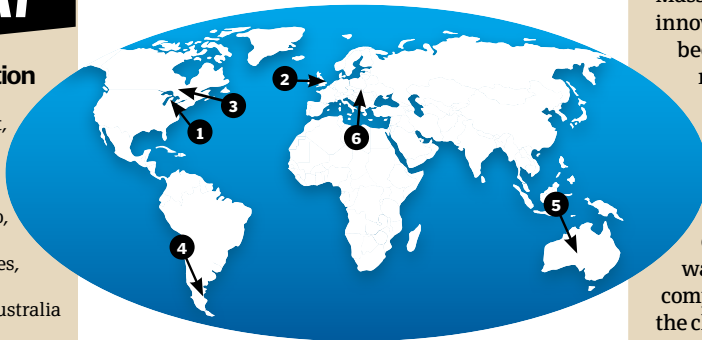
Connecting the barrel-shaped petrol tank

© Science Photo Library



Model T production centres

- 1 Highland Park Plant, Michigan
- 2 Trafford Park, Manchester, UK
- 3 Walkerville, Ontario, Canada
- 4 La Boca, Buenos Aires, Argentina
- 5 Geelong, Victoria, Australia
- 6 Berlin, Germany



The Model T was a welcome addition to police forces

easy to run and maintain. The first models were runabouts with open bodies and a hood that can be folded down. Lots of different car and truck bodies were later fitted to the Model T chassis by Ford and other companies.

Since the Model T was equally at home in town or as an off-road farm workhorse, and available at the cheapest price possible, it quickly dominated the USA and made motoring an essential part of our lives.



The Flying Scotsman locomotive

Inside the film star, record-breaker and national treasure

The original 4472 A1 locomotive was designed by Sir Herbert Nigel Gresley




The Flying Scotsman began life as No 1472, an A1 Pacific-class locomotive. The Pacific class had a 2-6-2 arrangement of wheels, which enabled it to carry a bigger boiler, making it suitable for long-distance passenger services. Under ownership of the London and North Eastern Railway Company (LNER) it was renumbered the 4472 and christened the Flying Scotsman.

When it broke down and was taken out of regular service it was the ideal candidate for putting on show at the British Empire Exhibition in 1924 and 1925. It was an immediate hit with the public, and its fame was sealed when in 1928 it launched the regular 10am non-stop Flying Scotsman Express Service from King's Cross, London, to Waverley, Edinburgh.

To cope with the 631km (392-mile) route the locomotive pulled a special eight-wheel tender that carried great quantities of water and coal. Since the crew had to be replaced during the eight-hour journey without stopping, a special corridor was built in the tender to allow the relief crew to pass between the train and the cab.

The Flying Scotsman became even more famous on 30 November 1934, when it travelled at 160.9km/h (100mph) breaking the world speed record.

In January 1947, the Flying Scotsman was converted to the A3 class that incorporated a larger boiler with a higher boiler pressure and, a year later, it was re-designated as the No 60103 under the ownership of British Rail. In 1963, it was sold off and went through several owners before being rescued by the National Railway Museum, York, in May 2004.



Tender

Carries 9 tonnes (9.9 tons) of coal and 22,500 litres (5,000 gallons) of water behind the locomotive. An injector pipe sends water to the boiler. Features a small corridor for crew transfer.

© DK Images

Fireman

Shovels coal from the tender into the firebox.

Firebox

This is attached to the rear of the boiler barrel, and is cooled by water in the barrel. The size of the firebox is 19.9m² (215 sq ft) and the boiler diameter is 1.95m (6ft 5in).

JUNE 1862

Service begins

The East Coast mainline from London to Edinburgh is used to run the first Special Scotch Express, departing at 10am with a journey time of ten and a half hours.

1888

Faster

Rivalry between rail companies brought the journey time to as low as seven and a half hours. As this racing was dangerous it is agreed to set the time at eight hours 15 minutes.

The Flying Scotsman Express Service

Sir Nigel Gresley and the LNER



Herbert Nigel Gresley (19 June 1876–5 April 1941) served his apprenticeship at Crewe Locomotive Works. His leadership and engineering skills led him to become the chief mechanical engineer of the London and North Eastern Railway Company (LNER) based in Doncaster.

He designed the A1, and upgraded them to the A3 class. In 1935, he introduced the A4 class that included the Mallard, which gained the world speed record by travelling at 202.7km/h (126mph) in 1938. He also worked on steering gear for ships and, in total, designed 27 classes of steam locomotive.

Gresley was always eager to test new innovations and incorporate the best ideas from Europe and America into his designs. In 1936 he was knighted by King Edward VIII in recognition of his industry.



The Flying Scotsman was not only known for speed but luxury too

Streamlining

Since the engine was so tall, the cab, dome and chimney had to be virtually flush with the boiler to avoid hitting bridges between Newcastle and Edinburgh.

Driver

The driver uses the throttle to control the regulator in the steam dome to increase or decrease the amount of steam sent to the cylinders.

Steam dome

The water in the boiler turns to steam under high pressure, and rises to the dome. The A1 boiler had 180psi while the A3 boiler increased it to 220psi.

Boiler tubes

Hot gases from the firebox pass through the tubes, heating the water in the boiler.

Chimney

In 1958, the Scotsman was fitted with a Kylchap exhaust system that evenly mixed the steam from the pistons and gases from the boiler tubes to improve performance.

Cylinders

The Scotsman has three cylinders on each side. A Gresley-conjugated valve gear system orders the operation of the pistons inside the cylinders.


Cranks and connecting rods

The movement of the pistons is transferred through these rods to the wheels. The diameter of the wheels is 0.96m (3ft 2in) for the first four, 2.03m (6ft 8in) for the coupled set and for the trailing wheels 1.12m (3ft 8in).

The statistics...

The Flying Scotsman

Designer:	Sir Herbert Nigel Gresley
Manufacturer:	Doncaster Railway Works
Year built:	1923
Class:	A3
Length:	21.6m (70ft)
Width:	2.8m (9ft 3in)
Height:	4m (13ft)
Weight:	97.5 tonnes (107 tons)
Boiler pressure:	220psi
Top commercial speed:	108km/h (67mph)
Top record speed:	160.9km/h (100mph)
Status:	Owned by the National Railway Museum, York



The London and North Eastern Railway Company is to thank for the Scotsman name



1900

1924

1932

23 MAY 2011

Luxury

Passenger comfort is enhanced by the introduction of dining cars, heating and corridors linking carriages.

Official recognition

This service had been nicknamed the Flying Scotsman since the 1870s. LNER now officially gives the service this name and gives the 4472 locomotive the same title.

Speeding

The restricted journey time of eight hours 15 minutes was officially reduced to seven and a half hours.

A new beginning

The Class 91, electric locomotive 91101 starts an Edinburgh to London weekday service. It takes just four hours to run the route.



The Mayflower

Discover what life was like on board the ship that took the Pilgrim Fathers to America

The Mayflower is one of the most famous ships associated with English maritime history. After transporting the Pilgrim Fathers to a new life in America during 1620, the Mayflower was often regarded as a symbol of religious freedom in the United States.

Originally, however, the Mayflower was a simple cargo ship that was used for the transportation of mundane goods – namely timber, clothing and wine. While statistical details of the ship have been lost, when scholars look at other merchant ships of this period they estimate that it may have weighed up to 182,000 kilograms. It is suggested that the ship would have been around seven metres wide and 30 metres in length.

The ship's crew lived on the upper decks. All in all, 26 men are believed to have manned the Mayflower on her legendary journey. The Master or

Commander was a man called Christopher Jones: he occupied the quarters situated at the stern of the ship. The regular crew lived in a room called the forecabin, which was found in the bow – accommodation was cramped, unhygienic and highly uncomfortable. It was constantly drenched by sea water and the officers on board were fortunate in that they had their accommodation in the middle of the ship.

During the historic voyage, the Mayflower carried 102 men, women and children – these Pilgrims were boarded in the cargo area of the ship, which was deep below deck where the living conditions led to seasickness and disease. The Mayflower set sail from England in the July of 1620, but the ship was forced to turn back twice because a vessel that accompanied it began to leak water. Many problems affected the Mayflower and her crew during the

voyage. There were serious threats from pirates, but it was storm damage that was to prove problematic on this journey. In the middle part of the expedition, severe weather caused damage to the wooden beam that supported the ship's frame. Fortunately, however, it was repairable.


Several accidents also occurred, including the near drowning of John Howland who was swept overboard but then rescued. Less fortunate was a crew member who died unexpectedly – considered by all as 'mean spirited' – his demise was viewed as a punishment from God. A child was also born during the voyage: Elizabeth Hopkins called her son Oceanus.

The ship reached Cape Cod safely on 11 November 1620. The religious community, who were hoping to start a spiritual life in the New World, thanked God for their survival.

"The Mayflower set sail from England in 1620, but was forced to turn back twice"

Inside the Mayflower

The Mayflower was a cargo ship that could be divided into three levels, which included the deck with masts, lookout and rigging, and the lower decks, which contained the staff quarters, gun rooms and storage areas. Below this, the hold contained passengers.



Hold
The hold is the deepest section of the ship. It was used to store cargo and accommodate passengers.

Beakhead
The beakhead is the protruding part of the foremost section of the ship.


Forecabin
Accommodation for the common sailors, the men slept here when not working on deck.

DID YOU KNOW? It's thought that upon her return to England, the Mayflower was likely scrapped for her timber



The Mayflower II replica docked at Plymouth, Massachusetts

Susan A. Peterson



ON THE MAP



The Mayflower arrived at the internal fish hook of Cape Cod

Great cabin

The quarters assigned to the ship's Master, which had a second bunk for a senior officer or guest.

Poop deck

Used for lookout and navigation, the poop deck provided the sailors with a wide view across the sea.

Capstan and windlass

An apparatus that enabled the sailors to raise and lower cargo between deck levels.



© DK Images

Whipstaff

A pole that was attached to the tiller. It was used on 17th Century ships for steering purposes.

Pilgrim Fathers

In 1620 a group of puritans arrived on the Mayflower destined for the New World. They were known as the Pilgrim Fathers. The Pilgrim Fathers were disillusioned with the ungodly and hedonistic behaviour of their native Englishmen and believed that America was a land of opportunity where they could start a new

religious community. They landed in a place that would come to be called New Plymouth, where they began to build houses, but it is believed that half their population died during the first year of occupation. The New World was seen as a dazzling land and a second Garden of Eden, but in reality the environment was harsh and

unforgiving. Some natives were helpful and taught the settlers how to survive this wilderness, and in 1621 they produced their first successful harvest. This was celebrated with the first Thanksgiving – in turn, this became a traditional feast day – and it is still observed as an American national holiday.



HMS Victory

One of the most famous ships of all time, HMS Victory was instrumental in ensuring British naval supremacy during the late 18th and early 19th centuries

The only surviving warship to have fought in the American War of Independence, the French Revolutionary War and the Napoleonic wars, the HMS Victory is one of the most famous ships ever to be built. An imposing first rate ship of the line – line warfare is characterised by two lines of opposing vessels attempting to outmanoeuvre each other in order to bring their broadside cannons into best range and angle – the Victory was an oceanic behemoth, fitted with three massive gundecks, 104 multiple-ton cannons, a cavernous magazine and a crew of over 800. It was a vessel capable of blowing even the largest enemy vessels out of the water with magnificent ferocity and range, while also outrunning and outmanoeuvring other aggressors.

Historically, it was also to be Vice-Admiral Horatio Lord Nelson's flagship during the epic naval battle off the Cape of Trafalgar, where it partook in the last great line-based conflict of the age, one in which it helped to grant Nelson a decisive victory over the French and Spanish but at the cost of his own life.

Turner's famous painting of the Battle of Trafalgar in which the HMS Victory is shown in the midst of battle




The statistics...



HMS Victory

- Class:** First rate ship of the line
- Displacement:** 3,500 tons
- Length:** 227ft
- Beam:** 51ft
- Draught:** 28ft
- Propulsion:** Sails - 5,440m²
- Speed:** 9 knots (17km/h)
- Armament:** 104 guns
- Complement:** 800



Sails

The HMS Victory is a fully rigged ship, with three sets of square sails covering 5,440m². The breadth of the Victory's sails allowed it to sport a maximum top speed of nine knots when operational, which was for the time very impressive considering its size and weight. During the 18th and 19th centuries a fully rigged ship necessitated three or more masts each of which with square rigging. At full flight the Victory could spread a maximum of 37 sails at one time and could carry 23 spares.

Crew

There were over 800 people on board the HMS Victory, including gunners, marines, warrant officers and powder monkeys among many others. Life on board was hard for the sailors, who were paid very little for their services and received poor food and little water. Disease was rife too, and punishments for drunkenness, fighting, desertion and mutiny ranged from flogging to hanging.

Masts

The HMS Victory sported a bowsprit (the pole extending beyond the ship's head), fore mast, main mast, mizzen mast and main yard. A total of 26 miles (41.9km) of cordage, as well as 768 elm and ash blocks, were used to rig the ship.



Decks

The HMS Victory had seven main decks, including: the hold, orlop, lower gundeck, middle gundeck, upper gundeck, quarterdeck and poop deck.



© Alex Pang

(A) The hull

The hull was the largest storage area on the ship where up to six months of food and drink could be stored, as well as any excess supplies.

(B) The orlop

The only other deck below the waterline, the orlop was another storage area and also habitation deck for certain crew members such as the purser.

(C) The gundecks

Housed the majority of the Victory's cannons, with a tiered arrangement from top to bottom (largest cannons on the bottom, smallest on the top). These decks also housed the majority of the crew and Royal Marines, sleeping in hammocks suspended from battens fixed to overhead beams. The lower gundeck also acted as mess deck, the space where the crew would live and eat.

(D) The quarterdeck

The nerve centre of the ship, where its commander dictated its manoeuvres and actions often under heavy gunfire from rival vessels.

(E) The poop deck

Located at the stern, this short deck takes its name from the Latin word *puppis*, which literally means 'after deck' or 'rear deck'. This deck was mainly used for signalling, but also gave some protection to the man helming the ship's wheel.

Cannons

As a first rate ship of the line, the Victory was a three-gundeck warship with over 100 guns. In fact, the Victory was fitted with 104 cannons: 30 x 2.75 ton long pattern 32-pounders on the gundeck, 28 x 2.5 ton long 12-pounders on the middle gundeck, 30 x 1.7 ton short 12-pounders on the upper gundeck, 12 x 1.7 ton short 12-pounders on the quarterdeck, and 2 x medium 12-pounders and 2 x 68-pounder carronades on the forecastle.



© Alex Pang

© Alex Pang



Bathyscaphe Trieste

A real-life Nautilus, the Bathyscaphe Trieste explored the deepest parts of Earth's oceans, remaining to this day one of the only manned vehicles to have reached the bottom of the Mariana Trench in the Pacific

After passing 9,000 metres (30,000 feet), one of the Plexiglas windows cracked. Over 1,000 atmospheres – a pressure over six tons per square inch – relentlessly bore down upon the Bathyscaphe Trieste. The hull shook violently, threatening to collapse under the mighty strain. If fractured on even a microscopic scale, the weight of the Earth's deepest ocean would rip the vessel in two, triggering explosive decompression and instantly killing both oceanographer Jacques Piccard and pilot Lieutenant Don Walsh of the US Navy. 23 January 1960, however, was not their day to die. The men had still not reached the bottom of the Mariana Trench's Challenger Deep; the structure had to hold – there was no plan B.

Descending further into the black void, completely cut off from the outside world – the sonar/hydrophone communications system had packed up hours ago – the Trieste continued to dump iron pellets into its ballast system. After all, you don't descend vertically nine kilometres (nearly six miles) beneath the surface of the ocean only to quit so close to your goal. Then finally, out of nowhere and after four hours and 48 minutes within a two-metre (seven-foot) pressurised sphere, Piccard, Walsh and the Trieste touched down. Clouds of diatomaceous ooze (made of the skeletons of dead sea-creatures) diffused from the seabed on contact, filling the surrounding water with a liquidated organic haze.

Half an hour later, after periodically observing this alien environment with high-powered quartz arc-light lamps – periodically as when activated they caused the water to violently boil – and discovering a multitude of life including a white flatfish, several shrimp and

jellyfish, Piccard initiated the Trieste's ascent. The vessel had held, but at a depth of 10,916 metres (35,814 feet) the temperature of the pressure sphere was dropping continuously (the minimum recorded was just seven degrees Celsius/45 degrees Fahrenheit); if they were not careful, there would be no return. Three hours and 15 minutes later, the Trieste re-emerged into the daylight and human civilisation. The vessel and its crew had been to a world only envisioned in fiction and returned with field-changing information.

Key to the data gathered was establishing the existence of life at the bottom of Earth's deepest ocean. This revealed that not only were there creatures impervious to extreme atmospheric pressures, but also that water at this depth wasn't stagnant. This was a clear indication that ocean currents even penetrated these extreme depths, so they should not be used as a dumping ground for radioactive waste. Unfortunately, despite this first-hand evidence, dumping of this kind still continues throughout large parts of the world to this day.

Today the legacy of the Trieste is being built upon, with numerous programmes currently underway focused on designing new vehicles to return to this uncharted territory. The most high profile of these is Richard Branson's Virgin Oceanic, which intends to return to the bottom of the Mariana Trench in the near future.

A close-up view of the Trieste's pressure sphere, clearly showing the Plexiglas observation window and instrument leads

Propellers

The Trieste could largely only move up and down on a vertical plane. However, small, top-mounted propellers allowed a little horizontal movement.


Water tanks

At fore and aft of the hull lay twin water-filled ballast tanks.

Quartz lamp

High-powered quartz arc-light lamps enabled the Trieste's crew to observe their immediate environment. These were mounted to the bottom of the hull.





One of the specially designed ballast tanks which worked with magnetised iron pellets

Inside the Bathyscaphe Trieste

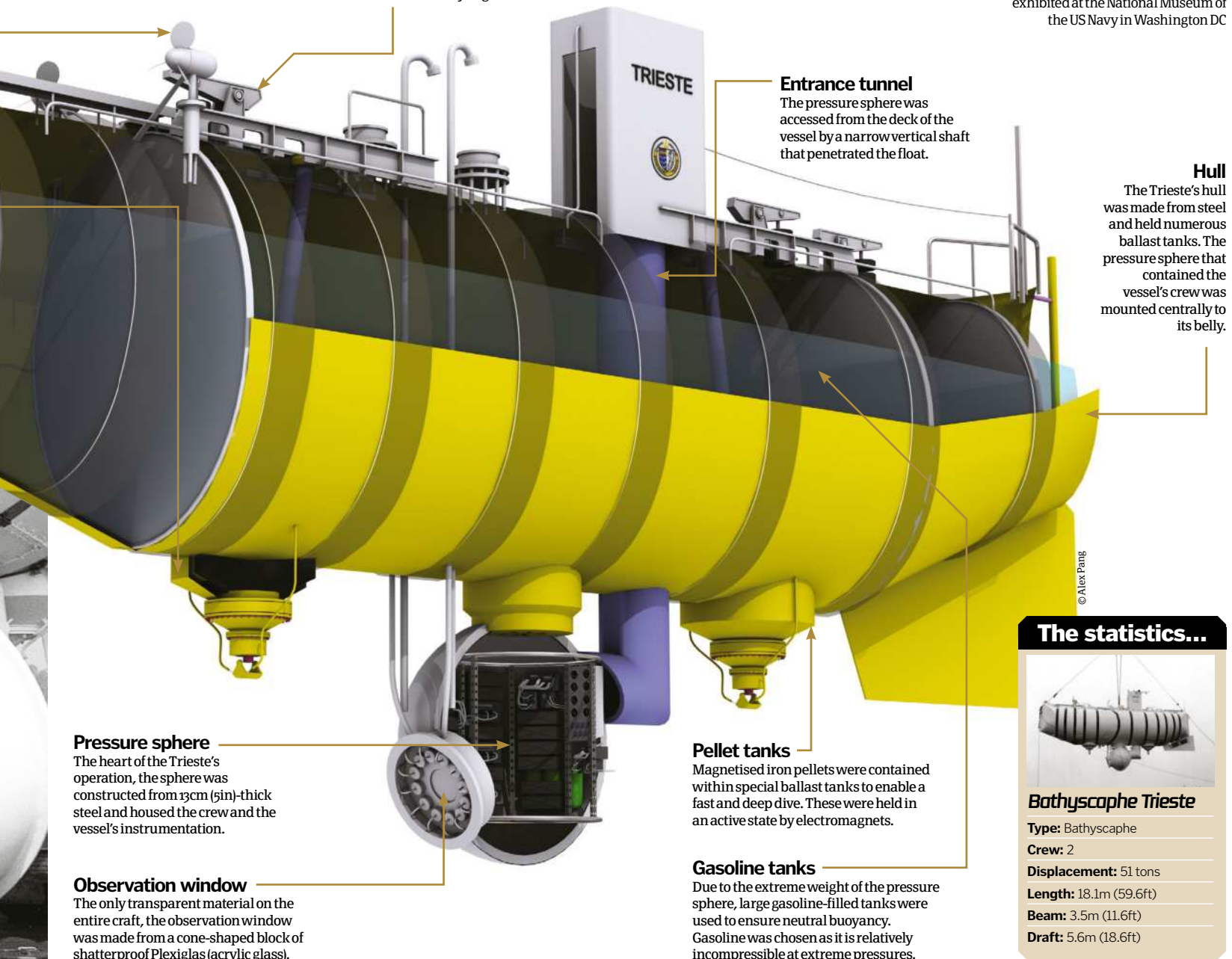
We take a look at the machinery and technology that enabled this record-breaking dive

Electromagnets

The magnetic iron pellets that allowed the Trieste to descend so deep were held in place actively by large electromagnets. As such, if there was an electrical failure, the vessel would automatically begin to rise.



The Bathyscaphe Trieste is now exhibited at the National Museum of the US Navy in Washington DC



Entrance tunnel

The pressure sphere was accessed from the deck of the vessel by a narrow vertical shaft that penetrated the float.

Hull

The Trieste's hull was made from steel and held numerous ballast tanks. The pressure sphere that contained the vessel's crew was mounted centrally to its belly.

Pressure sphere

The heart of the Trieste's operation, the sphere was constructed from 13cm (5in)-thick steel and housed the crew and the vessel's instrumentation.

Observation window

The only transparent material on the entire craft, the observation window was made from a cone-shaped block of shatterproof Plexiglas (acrylic glass).

Pellet tanks

Magnetised iron pellets were contained within special ballast tanks to enable a fast and deep dive. These were held in an active state by electromagnets.

Gasoline tanks

Due to the extreme weight of the pressure sphere, large gasoline-filled tanks were used to ensure neutral buoyancy. Gasoline was chosen as it is relatively incompressible at extreme pressures.

The statistics...



Bathyscaphe Trieste

Type: Bathyscaphe

Crew: 2

Displacement: 51 tons

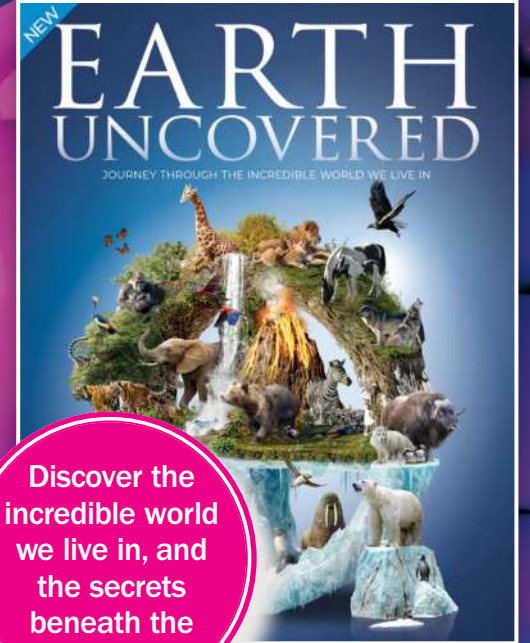
Length: 18.1m (59.6ft)

Beam: 3.5m (11.6ft)

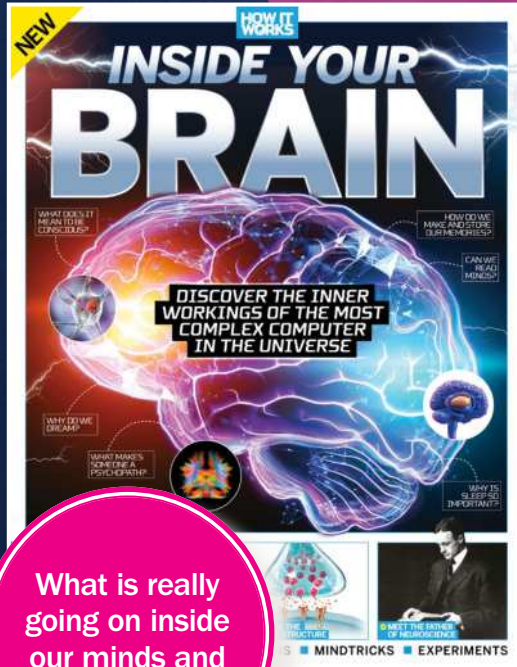

Draft: 5.6m (18.6ft)





Find out everything you've ever wanted to know about outer space



Discover the incredible world we live in, and the secrets beneath the surface



What is really going on inside our minds and bodies?







Get great savings when you buy direct from us



1000s of great titles, many not available anywhere else





World-wide delivery and super-safe ordering



FEED YOUR MIND WITH OUR BOOKAZINES

Explore the secrets of the universe, from the days of the dinosaurs to the miracles of modern science!



What was Earth like when dinosaurs roamed the planet?



Follow us on Instagram  @futurebookazines



www.magazinesdirect.com

Magazines, back issues & bookazines.

SUBSCRIBE & SAVE UP TO 61%

Delivered direct to your door
or straight to your device



Choose from over 80 magazines and make great savings off the store price!

Binders, books and back issues also available

Simply visit www.magazinesdirect.com

✓ No hidden costs 🚚 Shipping included in all prices 🌐 We deliver to over 100 countries 🔒 Secure online payment



magazinesdirect.com


Official Magazine Subscription Store

HOW IT WORKS

BOOK OF

AMAZING VEHICLES

A LOOK INSIDE SOME OF THE WORLD'S MOST INCREDIBLE MACHINES



Look inside a hovercraft



Discover hi-tech spy planes



LAND

See how technological advances made our cars, bikes and trains faster and more energy efficient than ever




AIR

Take to the skies and discover the incredible aircraft that are breaking records and soaring to new heights



SEA

Learn about the amazing vessels that traverse the seven seas and dive to the depths of the oceans



The most advanced machinery



MILITARY

Find out how new methods, materials and machines are changing the face of modern warfare

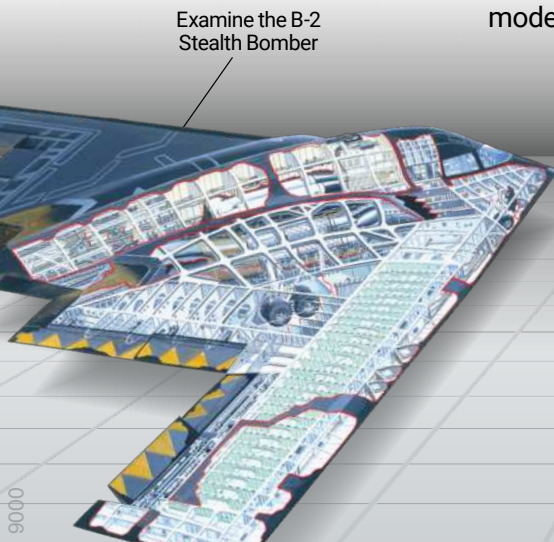


HISTORIC


From the Mayflower to the Ford Model T, uncover some of the most iconic innovations in transport



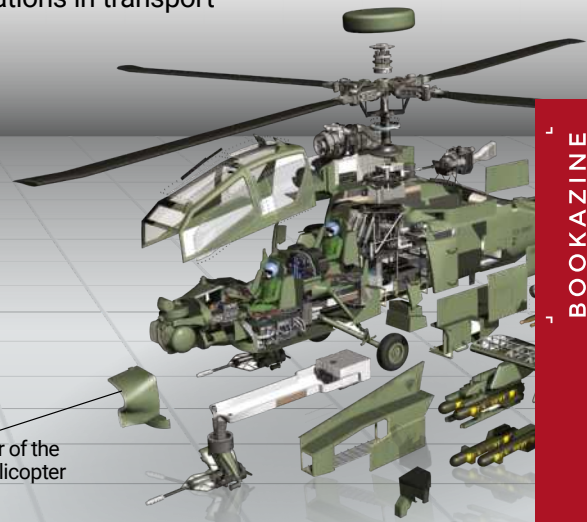
Deep sea explorers



Examine the B-2 Stealth Bomber



The world's deadliest vehicles



The power of the Apache helicopter